

2011 UPDATED CATALOG

CALL: 1-800-532-1932

COMING SOON !!!- TRY OUR
WEBSITE AT: allfordparts.com
E-mail: allford@jps.net

1909



1948

POLICIES

TOLL FREE ORDER NUMBER: 1-800-532-1932

- RETURNS** All items returned must be accompanied with a copy of the invoice. No returns on electrical items. Returns will not be accepted if the item has been altered, painted, primered or modified. No returns on special order or custom items. Returns after 30 days are subject to a 20% RESTOCKING FEE. No returns will be accepted after 6 months. Returns must be shipped pre-paid at owners expense. NO C.O.D.'s are accepted.
- CORES** Rebuilt or refurbished items will require a core or be charged a core charge prior to shipping. Core charges will be refunded when a rebuildable core is returned with a copy of the invoice. The core returned must be able to be rebuilt in order to receive a full refund. Cores that are damaged or rusted beyond repair will not be given a refund. All core returns must be shipped pre-paid at owners expense. No C.O.D.'s are accepted.
- DAMAGES - SHORTAGES** All claims for damages or shortages must be made within 48 hours of receiving your package. Claims on freight shipments must be made at time of receipt to the courier of the freight company before he leaves your business/residence. Please keep all packaing & cartons until claim has been completed. Please make driver note in system any visable damage of packaging to the driver at time of delivery.
- FOREIGN ORDERS** Payable in U.S. FUNDS only; by money order, bank check, or VISA/ DISCOVER/MASTERCARD (BEST & FASTEST). Please add 25% for shipping. There will be no backorders on foreign orders - please reorder.
- PRICE CHANGES** Due to unforeseen price increases from our suppliers, prices are subject to change without notice. Additional charges will be charged to your credit card or sent C.O.D.
- ORDERING** Phone, mail, fax or e-mail orders accepted. Please have all information available at time of order to help speed your order along. We accept VISA, MASTERCARD or DISCOVER, money orders and personal checks (may delay order). We also ship C.O.D. (Additional \$10 shipping). All items are shipped via Fed-Ex or USPS. Unless specified, all items that are temporarily out-of-stock will be backordered. Most backorders will be shipped within 1-3 weeks.
- SALES TAX** CALIFORNIA residents: Include sales tax rate of 7.5% for orders shipped. 8.5% over the counter.
- SHIPPING** Orders are primarily shipped by Fed-Ex or USPS. Items exceeding Fed-Ex weight or size limit will be shipped by truck freight or by Greyhound bus. (\$15 additional charge for orders shipped greyhound or freight requiring delivery to a depot or airport). Add \$10 for C.O.D. orders. Please specify if you would like a particular shipping method or delivery date/time. Shipping company is decided based on price, time-in-transit, & convience.
 Fed-Ex has a number of additional charges such as residential delivery, Rural delivery, and unusual & oversize pacakge. This will affect the final total of your shipping amount.

NEXT-DAY AIR, 2ND DAY AIR, 3RD DAY AVAILABLE AT ADDITIONAL COST

Shipping Price Estimates:

	Mail	Priority Mail			FedEx		
	Small under 1 lb	Flat Rate			Ground		
		Small	Medium	Large	Business	Resident	Rural-Residnt
Minimum:	\$2.75	\$6.00	\$11.50	\$15.20	\$6.64	\$9.83	\$12.73
Average:	\$3.50	\$6.00	\$11.50	\$15.20	\$9.60	\$12.02	\$15.55
	Small items only, no tracking	Parts must fit in flat rate size box. Insurance for \$50-\$250 add \$1. 2-3 est. delivery time.			Rural is for businesses/homes not in or near a major city. Average prices are estimates only. Large/Irregular shape items add \$8 and up.		

Insurance Rates:	\$100-\$500	\$1.00	\$500+	\$2.50 & up
-------------------------	-------------	--------	--------	-------------

International: International shipments primarily ship out USPS Priority Mail, we try to get you the cheapest rate possible. Please call or email you order and we can give you a rate quote for shipping.

*Average is an estimate of our average order with no dimension exceeding 24" and under \$500.00. Larger orders are harder to estimate shipping amount. Running boards, bumpers, fenders, and other large items please call for shipping quotes.

INDEX

FOR THIS CATALOG WE HAVE, FOR THE MOST PART, USED FORD'S ORIGINAL NUMBERING SYSTEM. BELOW WE HAVE LISTED THE GROUP, GROUP NUMBERS AND THE PAGES EACH GROUP OCCUPIES IN OUR CATALOG. A MORE SPECIFIC INDEX IS INCLUDED ON THE FOLLOWING PAGES FOR YOUR CONVENIENCE. IF YOU CAN'T FIND WHAT YOU NEED PLEASE INQUIRE!

WHEELS, HUBS & TIRES 1000-1723 6 to 10	RADIATOR 8000-8499 43 to 51	LAMPS 13002-13799 74 to 83
BRAKES 2004-2666 11 to 15	WATER PUMP 8500-8599 49	HORN 13800-13899 85 & 86
FRONT AXLE 3010-3446 16 & 17	FAN 8600-8693 49 to 52	WIRING 14054-14621 66 TO 69, 87 & 88
STEERING GEAR 3503-3743 18 to 20	FUEL TANK 9001-9326 53 to 55	ACCESSORIES 15001-15709 89 to 91
REAR AXLE 4000-4906 21 to 23	FUEL PUMP 9270-9420 55 & 56	FENDERS 16000-16449 92 to 94
FRAME & BRACKETS 5000-5149 25 & 26	MANIFOLDS, CLAMPS, ETC. 9421-9499 56	RUNNING BOARD 16450-16599 95 to 97
BATTERY BRACKETS & PARTS 5150-5199 26 & 27	CARBUREATOR 9502-9685 56 & 57	HOOD 16600-16799 98 to 107
MUFFLER & EXHAUST PIPE 5230-5293 27 & 28	THROTTLE CONTROL 9700-9828 56 to 61	SPEEDOMETER 17250-17499 109 & 110
SPRINGS 5300-5818 28 & 29	GENERATOR & BATTERY 10000-10848 63-64	WINDSHIELD WIPER 17500-17674 110 to 113
ENGINE 6000-6928 31 to 36	INSTRUMENTS 10849-10899 54, 55, 64 & 109	MIRRORS 17679-17745 114 to 117
TRANSMISSION 7000-7449 37 to 40	STARTER MOTOR 11000-11516 65	BUMPERS 17750-17999 118 to 120
CLUTCH 7500-7646 40 & 41	LIGHT SWITCH 11648-11688 66	SHOCK ABSORBER 18000-18199 121
	IGNITION 12000-12425 70 to 72	ACCESSORIES 18400-18600 121 to 128
<hr/>		
FASTENERS 129 to 135	GLOVE BOX 154	TRANSMISSION COVERS 178
FLOOR SEALS 137, 138 & 172	WINDOW CHANNEL 155 to 158	FLOOR MATS 179
COWL VENT 138	DOOR SCUFF PLATES 159	FIREWALL INSULATION 181
BODY PATCH PANELS 139 & 140	SUN VISORS 160	WINDOW SEALS 152, 153 & 182 to 184
DOOR HARDWARE 140 & 141	WINDOW REGULATORS 161	TRUNK 185 & 186
WINDSHIELD FRAMES 142 to 144	DOOR PULLS & LOCKS 141, 162	HANDLES & CRANKS 83, 84, 187 to 193
SHEET METAL 145 to 148, 227 to 228	DOOR SEALS 163 & 164	ESCUTCHEONS 191
RUMBLE SEAT 149 & 150	SEAT SPRINGS 165 to 168	FIBERGLASS 194 to 204
TOP IRONS 151	STRIKER PLATES 140, 150 & 169	DECALS 136
CONVERTIBLE 152 to 154	WOOD 170 to 172	BOOKS 219 to 226
	PICKUP 173 TO 177, 180	STREET ROD 205 to 264

INDEX

A

A-ARMS 247-249
 ACCELERATOR PEDAL 57
 ACCESSORIES (STREET ROD) 89-91, 121-124, 262,263
 ADAPTERS (ENGINE TO TRANSMISSION) 42
 AIR CLEANER 56, 211
 ANTENNAS 126
 ANTI-SQUEAK PAD 120
 ANTI-ROLL BAR 246,256
 APRONS 93
 ARM RESTS 169, 205
 ASH TRAY KNOBS 61
 ASH TRAYS 61
 AXLE ASSEMBLIES (STREET ROD) 245
 AXLE BOLTS 16
 AXLE BUMPERS (FRONT) 16
 AXLE BUMPERS (REAR) 29
 AXLE - DROPPED 245, 250

B

BACK WINDOW FRAME 151
 BACK WINDOW RUBBER 184
 BACKUP LAMP SWITCH 91
 BATTERY 64
 BATTERY BOX 26, 210, 262
 BATTERY CABLES 87
 BATTERY CABLE BRACKETS 87, 88
 BATTERY DEFLECTOR 26,178
 BATTERY DISCONNECT SWITCH 87
 BATTERY HOLD DOWN FRAME 26
 BATTERY HOLD DOWN PAD 26
 BEAUTY RINGS 7
 BED FLOORING (WOOD) 176
 BED FLOORS 174
 BED STRIPS 176
 BELTS 51
 BELT BUCKLES & CAPS 128
 "BLACK BOX" 207
 BLUE DOT LENS 81
 BODIES STEEL (FIBERGLASS) 146 (194)
 BODY EMBLEMS 94, 175, 178, 179, 213
 BODY INSULATION 181
 BODY-TO-FRAME GUSSET 178
 BODY MOULDING CLIPS 129
 BODY MOULDINGS 102, 107
 BODY NUMBER PLATES 124
 BODY PANELS 139, 140, 146-8
 BODY PATCH PANELS 139
 BODY-TO-FRAME PADS 25, 120
 BODY SOCKETS 134
 BOLT KITS 134, 135
 BOOKS 219 TO 226
 BRAKE PARTS 11 TO 15, 246-259
 BRAKE COMPONENTS (STREET ROD) 211, 246-259
 BRAKE & CLUTCH PEDAL BUMPERS 137
 BRAKE & CLUTCH PEDAL PADS 14, 262
 BRAKE DRUMS 8
 BRAKE FLUID 259
 BRAKE HANDLE 15, 259
 BRAKE HOSE 12, 259
 BRAKE LINES 13, 259
 BRAKE LINING 11
 BRAKE PEDAL ASSEMBLIES 211, 259
 BRAKE RODS 14
 BRAS 91
 BUG SCREENS 45
 BUMPER PARTS 119 TO 120
 BUMPER BOLTS 119
 BUMPER BRACKETS 118
 BUMPER BRACKET GROMMETS 120
 BUMPER GUARDS 119
 BUMPER TIPS 120
 BUMPER-TO-BODY SEAL 120
 BUMPERS 118
 BUMPERS (DOOR) 158

C

CAMSHAFT 33
 CAMSHAFT BEARINGS 34
 CAPS 124
 CARBURETOR 56, 57
 CAR COVERS 91
 CHASSIS - STREET ROD 234-243
 CHOKE RODS 56
 CHOKE ROD & CABLE KITS 62
 CHASSIS AND FRAMES 233-243
 CHASSIS COMPONENTS 246-262
 CHASSIS (PRO-COMP) 242, 243
 CIGAR LIGHTERS 90, 108
 CIRCUIT BREAKER 71
 CLOCK ASSEMBLY 89
 CLEVICE 264
 CLOCK BEZEL 60
 CLOCK FACE 89
 CLOCK KNOB 89
 CLOCK LIGHT WIRE 66, 89
 CLOCK MIRRORS 115

CLOCK PANELS 60
 CLUTCH PARTS 40, 41
 COLUMBIA REPAIR KIT 22
 COLUMBIA DECAL 225
 COLUMBIA KNOBS 153
 COLUMBIA INSTRUCTIONS 225
 COIL 70
 COIL-OVERS 247, 248, 251, 255
 CONDENSERS 71
 CONDENSER BOOT 71
 CONNECTING RODS 33
 CONVERTIBLE DOOR BUMPER KIT 158
 CONVERTIBLE HEADER BRACKET 151
 CONVERTIBLE RUBBER 152, 153
 CONVERTIBLE TOP IRONS 151, 204
 CONVERTIBLE TOP PARTS 151 TO 154, 204
 CONVERTIBLE WINDOW CHANNEL 152
 COMPRESSOR, AIR CONDITIONING 207
 COOLING SYSTEM 43 TO 52
 COOLING SYSTEM (STREET ROD) 260
 COWL-TO-FENDER SEAL 93
 COWL-TO-FIREWALL SEAL 138
 COWL LACING 104
 COWL LAMPS 77, 78
 COWL LAMP LENS 78
 COWL LAMP PADS 78
 COWL MIRRORS 116
 COWL MOULDINGS 107
 COWL PATCH PANELS 139
 COWL TRIM 107
 COWL VENT GASKET 138
 COWL VENT HANDLE 138
 COWL VENT HINGE 138
 COWL VENT KNOBS 59
 COWL VENT LID 138, 201
 COWL VENT PARTS 138, 139, 201
 COWL VENT RATCHET 138
 COWL VENT SCREEN 138
 CRANK HOLE COVER 47
 CRANKING TOOL 109
 CRANKSHAFT GEAR 34
 CROSSMEMBERS (STREET ROD) 212, 246, 248, 255, 261
 CROSSOVER PIPE 27
 CURTAIN ROD SOCKET 134
 CUT-OUT SWITCH 63
 CYLINDER HEAD 31, 42
 CYLINDER HEAD HARDWARE 31, 32
 CYLINDER SLEEVE 31

D

DASH GROMMETS 57
 DASH INSULATORS 181
 DASH KNOBS 58, 59, 61, 108, 123
 DASH PANELS 60-62, 108
 DASH PLASTIC 60, 61
 DASH SWITCH (DIMMER) 84
 DASH TRIM 60
 DATA PATENT PLATES 124
 DECALS 136, 225
 DECK EMBLEM 83
 DECK PANEL 95, 147, 148, 203
 DECK LID BUMPER 185
 DECK LID HANDLE 83, 84
 DECK LID HANDLE BASE 84
 DECK LID HANDLE PAD 84
 DECK LID HINGE 186
 DECK LID LATCH 84
 DECK LID LIGHT SOCKET 83
 DECK LID SEAL 185
 DECK LID STRIKER PLATE 169
 DECK LID SUPPORT 186
 DEFROSTER HOSE 122
 DEFROSTER KNOB 123
 DEFROSTER NOZZLE 122
 DIAL FACE GLASS (RADIO) 125
 DIAL FACE (RADIO) 125
 DIFFERENTIAL 21 TO 23, 263
 DIFFERENTIAL COVER PLATE 178
 DIMMER SWITCH 80
 DIP STICK 36, 214, 215, 263
 DIP STICK TUBE BOSS 31
 DISC BRAKE 246, 247, 257, 258
 DISTRIBUTOR BOOT 70
 DISTRIBUTOR CAP 70
 DISTRIBUTOR GASKET 70
 DISTRIBUTOR PARTS 70, 71
 DISTRIBUTOR PLUG 107
 DIVISION BAR (WINDSHIELD) 71
 DOME LAMP 85
 DOME LAMP LENS 85
 DOME LAMP SWITCH PLATE 85
 DOOR ARM RESTS 169
 DOOR ASSIST STRAPS 162
 DOOR BUMPERS 158
 DOOR CHECK ARM KITS 162
 DOOR CHECK ARM STRAPS 162

DOOR DOVETAIL 140
 DOOR EDGE MIRRORS 116
 DOOR ESCUTCHEON PADS 189-191
 DOOR GLASS SEAL 155, 156, 168
 DOOR HANDLES (INSIDE) 187 TO 189, 205
 DOOR HANDLES (OUTSIDE) 192, 193
 DOOR HANDLE PADS 193
 DOOR HANDLE PINS 189
 DOOR HANDLE SETS 187 TO 189
 DOOR HINGE PINS 131, 158
 DOOR HINGES 141
 DOOR HINGE (GLOVE BOX) 154
 DOOR HINGE MIRROR 116, 117
 DOOR JAM SEALS 163, 164
 DOOR LATCHES 141
 DOOR LATCH PULL 141, 162
 DOOR LOCK ESCUTCHEON 190
 DOOR LOCK (OUTSIDE) 162
 DOOR MOULDINGS 107
 DOOR PANELS 180
 DOOR PANEL CLIPS 129
 DOOR PANEL SPRING 190
 DOOR PARTS 140, 141
 DOOR PATCH PANELS 139, 140, 147, 148
 DOOR PULLS 162
 DOOR REGULATOR 161
 DOOR SCUFF PLATES 159
 DOOR SEALS & RETAINER CHANNELS 163, 164
 DOOR SEAL (BACK EDGE) 164
 DOOR SEAL (HINGE) 163
 DOOR SEAL (LOWER) 163
 DOOR SEAL (UPPER) 163
 DOOR SPRING 131, 141, 190
 DOOR STRAP BRACKET 162
 DOOR STRIKER PAD 140
 DOOR STRIKER PLATES 140
 DOOR TRIM 107
 DOOR WINDOW CHANNEL KITS 155 TO 158
 DOOR WINDOW FRAME SEAL 152
 DOOR WINDOW RETAINER 155 TO 157
 DOOR WINDOW TRIM PANEL 180
 DOVETAILS 140
 DRAG LINK 17, 252
 DRAG LINK SEAL 17
 DRIVESHAFT PARTS 23
 DRIVESHAFT YOKE 23
 DROPPED AXLE 245, 250
 DUSTER 109

E

EDGE SEAL (DOOR) 164
 ELECTRICAL COMPONENTS (STREET ROD) 205, 206, 262
 ELECTRIC WIPER MOTORS 110, 111
 EMBLEM (FENDER) 94
 EMBLEM (GRILLE) 45, 48, 49
 EMBLEM (HOOD) 48, 98, 99
 EMBLEM (TRUNK) 83
 EMERGENCY BRAKE CABLES 14, 15
 EMERGENCY BRAKE HANDLES 15
 EMERGENCY CABLE BOOT 14
 EMERGENCY CABLE BRACKET 13
 EMERGENCY CABLE GROMMET 12, 13, 57
 EMERGENCY CABLE GUIDE 13
 ENGINE ADAPTERS 42
 ENGINE SPECIFICATION BOOKS 220 TO 226
 ENGINE CROSSMEMBERS (STREET ROD) 212, 246, 248
 ENGINE MOUNTS (STREET ROD) 212, 261
 ENGINE OIL COOLER 260
 ENGINE PARTS 31 TO 36
 ENGINE SPLASH PANS 36
 ENGINE WIRING 67
 ESCUTCHEON (DOOR HANDLE) 190, 191
 ESCUTCHEON (DOOR LOCK) 190
 ESCUTCHEON (VENT WINDOW) 190
 ESCUTCHEON (WINDOW CRANK) 191
 EXHAUST DEFLECTORS 122
 EXHAUST MANIFOLDS 56
 EXHAUST PIPES 27, 28
 EXHAUST SYSTEM 27, 28
 EXHAUST SYSTEM (STREET ROD) 263

F

FAN ASSEMBLY 51, 62, 260
 FAN BELTS 51
 FAN SHROUD (STREET ROD) 43
 FEMALE DOVETAILS 140
 FENDER APRON 93, 94, 195, 199
 FENDER APRON BOLTS 93, 129
 FENDER APRON BUMPER 94
 FENDER BOLT KIT 92, 134
 FENDER BOOTS (REAR) 94
 FENDER BRACES 92, 94
 FENDER BRACE PANEL 93, 94
 FENDER CLAMP 93
 FENDER-TO-COWL SEAL 93
 FENDER EMBLEM 94
 FENDER GROMMET 120
 FENDER GUARD 94
 FENDER MOULDINGS 92



FENDER PANELS (INNER) 94
 FENDERS 94, 195 to 199
 FENDER PATCH PANELS 95
 FENDER SKIRTS (FIBERGLASS) 200
 FENDER SKIRT SEALS 122
 FENDER TRIM 92
 FENDER WELTING 93
 FENDER WELT (STAINLESS) 93
 FIBERGLASS BODIES 194
 FIBERGLASS DASH INSULATORS 181
 FIBERGLASS GRILLES 201
 FIBERGLASS FENDERS 195 to 199
 FIBERGLASS PARTS 145, 194 to 204
 FINGER PULL (WINDSHIELD) 144
 FIREWALL COVER CLIP 181
 FIREWALL GROMMET 57
 FIREWALL INSULATION 181
 FIREWALL SEAL 138, 210
 FIREWALL (STEEL) 210
 FLATHEAD SPEED EQUIPMENT 42
 FLOORBOARD SEALS 137, 138
 FLOORBOARDS 172, 210
 FLOOR COVER (BATTERY) 172, 178
 FLOOR COVER (TRANSMISSION) 178
 FLOOR MATS 179
 FLOOR MAT CLIP 129, 179
 FLOOR PAN 147, 227-229
 FLOOR PLUG 138
 FLOOR SEAL (STEERING TUBE) 137
 FLOOR SEAL (TRANSMISSION) 137
 FLOOR SHIFTER (STREET ROD) 283
 FLYWHEEL RING GEAR 35
 FOG LAMPS 91
 FOOT REST 57
 FORD PORCELAIN EMBLEM 48
 FORD PARTS TAGS 124
 FORD SCRIPT (HOOD) 98, 99
 FORD SIGN 124
 FRAME - STREET ROD 233, 242, 243
 FRAME BOXING PLATE 264
 FRAME HORN 26
 FRAME HORN COVERS 95, 200
 FRAME PAD 25
 FRAME PARTS 25, 26
 FRAME WEBBING 25
 FRAME (WINDSHIELD) 142
 FRAME WIRE CLIP 69
 FRONT AXLE 16, 17
 FRONT SUSPENSION (STREET ROD) 245-251
 FRONT FENDERS (FIBERGLASS) 195 to 199
 FUEL GAUGE 54
 FUEL GAUGE LIQUID 54, 64
 FUEL LINE 55
 FUEL PUMP 55
 FUEL SYSTEMS 53 to 56
 FUEL TANK 53, 216
 FUEL TANK-TO-SENDING UNIT ADAPTERS 211

GEAR SHIFT GROMMET 39, 40
 GEAR SHIFT INDICATOR 207
 GEAR SHIFT KNOBS 39, 59
 GEAR SHIFT REPAIR KIT 40
 GENERATOR BELTS 51
 GENERATOR PARTS 63, 206
 GLASS BUMPER 158
 GLASS PATTERNS 142
 GLASS SETTING TAPE 143
 GLOVE BOX 154
 GLOVE BOX DOOR 108, 202
 GLOVE BOX DOOR BUMPER 154
 GLOVE BOX DOOR HINGE 154
 GLOVE BOX DOOR REPAIR KIT 154
 GLOVE BOX DOOR SPRING 154
 GLOVE BOX DOOR STOP 154
 GLOVE BOX LOCK 154
 GLUE, RUNNING BOARD COVER 95, 218
 GLUE, WEATHERSTRIP 185, 218
 GRAVEL DEFLECTOR 119, 120, 204
 GREASE FITTINGS 15, 51, 133
 GREYHOUND RADIATOR ORNAMENTS 49
 GRILLE BARS 44, 45, 47
 GRILLE BUMPERS 120
 GRILLE CENTER 44, 45, 50
 GRILLE CLIPS 44, 80, 129
 GRILLE COMPONENTS 44 to 50, 209
 GRILLE, DELUXE 46
 GRILLE EMBLEM 45, 48, 49, 76
 GRILLE GUARDS 120
 GRILLE GUARD STIFFENER 120
 GRILLE HARDWARE KIT 130
 GRILLE INSERTS 46, 47, 209
 GRILLE MOULDING CLIPS 50, 106, 129
 GRILLE MOULDINGS 50, 106
 GRILLE ORNAMENTS 45, 48
 GRILLE PAD 120
 GRILLE PAN 45, 47, 52
 GRILLE PAN BUMPER 120
 GRILLE PARTS 44 TO 50, 209
 GRILLE SCREEN 45
 GRILLE SCRIPTS 213
 GRILLE SHELL 46, 201, 209
 GRILLE SHELL GROMMET 88
 GRILLE SHELL ORNAMENTS 48, 49
 GRILLE, STANDARD 48
 GRILLE SUPPORT 44, 47, 52
 GRILLE TRIM 44 to 50, 106
 GRILLE-TO-FENDER APRON 50
 GRILLE VENT PANELS 94
 GROMMETS 57
 GUARD, BUMPER 119
 GUARD, FENDER 94
 GUSSET PLATE 178

HEATER HOSE CONNECTOR 91, 122
 HEATER KNOB 123
 HEATER PARTS 91, 122, 123
 HIGH BEAM JEWEL 84
 HINGE, DOOR SEAL 163
 HINGE PAD, HOOD 103
 HINGE PINS 131, 158
 HINGES (TRUNK LID) 186
 HOG RINGS 165
 HOOD ARM SPRING 103
 HOOD BOLTS 99
 HOOD BRACKETS 47, 102
 HOOD BUMPER KITS 105
 HOOD CENTER 102, 103
 HOOD CLIPS 103
 HOOD EMBLEMS 49, 98, 99
 HOOD HANDLES 49, 102, 103
 HOOD HANDLE & LATCH MOUNTING KIT 135
 HOOD HANDLE PIN 49
 HOOD HANDLE SPRING BRACKET 102
 HOOD HINGE BRACKETS 47, 209, 263
 HOOD HINGE 103, 209
 HOOD HINGE HARDWARE KIT 105
 HOOD HINGE PAD 103
 HOOD LACE 104
 HOOD LATCHES 103, 209, 263
 HOOD LATCH CLIP 103
 HOOD LATCH SPRINGS 103
 HOOD MOULDING CLIPS 129
 HOOD ORNAMENTS 48, 49, 98, 99, 103
 HOOD ORNAMENT BASE PADS 50, 103
 HOOD ORNAMENT MOUNTING KIT 49
 HOOD PARTS 98 to 106, 209
 HOOD PULL GROMMET 57
 HOOD RELEASE HANDLE 49
 HOOD RELEASE KIT 264
 HOOD SAFETY CATCH 106
 HOODS 99 to 101
 HOOD SIDE MOULDINGS 102, 103, 106
 HOOD STOP BRACKETS 106
 HOOD SUPPORT 102, 209
 HOOD SUPPORT ARM 103
 HOOD TRIM 50, 102, 103, 106
 HORN BOLT 86
 HORN BRACKETS 86
 HORN BUTTON 20
 HORN BUTTON CUSHION 20
 HORN BUTTON SPRING 19
 HORN BUTTON WIRE 20, 68
 HORN COVER 85, 86
 HORN GRILLE 86
 HORN GRILLE PAD 86
 HORN GROMMET 86
 HORN/LIGHT SWITCH ROD 20
 HORN MOTOR WIRING 67, 86
 HORN RODS 20
 HORN SCREEN 86
 HORN TAG 86
 HORN WIRE 20, 68, 86
 HORNS 20, 85, 86
 HOSE CLAMPS 51, 53
 HOSE, RADIATOR 51
 HUBCAPS 6, 7
 HUB PARTS 8 to 10
 HYDEM WELT 160
 HYDRAULIC BRAKE ADAPTER KIT 15

G

GARNISH MOULDING 143, 145, 203
 GARNISH MOULDING INSERTS 145
 GAS APRON CHANNEL SEAL KIT 95
 GAS CAPS 53, 211
 GAS GAUGE COVER 53
 GAS LID BUMPER 53, 103
 GAS NECK CLAMP 53
 GAS NECK GROMMET 54
 GAS NECK HOSE 53
 GAS PEDAL 57
 GAS PEDAL ROD 57
 GAS SENDER GASKET 54
 GAS SENDER FLOAT 54
 GAS TANK 53, 216
 GAS TANK BOLT 53
 GAS TANK COVER 96
 GAS TANK COVER (FIBERGLASS) 200
 GAS TANK COVER SCREW 132
 GAS TANK PAD 55
 GAS TANK PARTS 53 to 55
 GAS TANK SEALER 53, 218
 GAS TANK SENDING UNIT 54, 211
 GASKET, COWL VENT 138
 GASKET, DECK LID 94
 GASKET, DISTRIBUTOR 70
 GASKET, HEADLIGHT 75, 76
 GASKET, HOOD ORNAMENT 50, 103
 GASKET, INSTRUMENT PANEL 54
 GASKET, LICENSE BRACKET 80
 GASKET, LICENSE LIGHT 80
 GASKET, PARKING LIGHT 77
 GASKET, STEERING BOX 18
 GASKET, TAIL LIGHT 81
 GAUGE FACES 54, 55, 109
 GAUGE, TEMPERATURE 84
 GAUGES (STREET ROD) 262
 GEAR OIL 218
 GEAR SHIFT BOOT 40, 137

H

HALOGEN REFLECTOR KIT 75
 HANDLE, COWL VENT 138
 HANDLES (DECK LID) 83, 84
 HANDLES, DOOR 187 to 193
 HANDLE, DOOR OUTSIDE 192, 193
 HANDLE, PULL 162
 HANDLE, WINDSHIELD 183
 HEAD GASKETS 30
 HEADER BRACKET 151
 HEADER BUMPER 153
 HEADER SEAL 145, 153
 HEADER STRIP, METAL 144
 HEADLAMP 74
 HEADLAMP ADAPTER 74
 HEADLAMP BARS 76
 HEADLAMP BOLTS 76, 132
 HEADLAMP BUCKETS 73
 HEADLAMP CLIP 76
 HEADLAMP CONDUIT 88
 HEADLAMP CONDUIT REPAIR 88
 HEADLAMP GROMMET 88
 HEADLAMP LENS 76
 HEADLAMP PADS 76
 HEADLAMP PARTS 73 to 76
 HEADLAMP PLUG 88
 HEADLAMP, QUARTZ BULB 74
 HEADLAMP REFLECTOR 75
 HEADLAMP PIMS 75
 HEADLAMP RIM REPAIR KIT 72, 132
 HEADLAMP RIM SCREWS 75, 132
 HEADLAMP, SEALED BEAM 73, 74
 HEADLAMP SHELL GROMMET 88
 HEADLAMP SHELL REPAIR 72, 132
 HEADLAMP STAND 76
 HEADLAMP WIRE 66, 67
 HEADLAMP WIRE CROSSOVER CHANNEL 66
 HEADLINER 180
 HEATER 122, 123, 205
 HEATER HOSE 122
 HEATER HOSE BRACKET 91
 HEATER HOSE CLAMPS 122

I

IGNITION CYLINDER 20
 IGNITION KEYS 20, 162
 IGNITION LOCK SHIM 20
 IGNITION POINTS 70
 IGNITION RESISTOR 71
 IGNITION SWITCH 20
 IGNITION SWITCH PLATES 66
 INDEPENDENT FRONT SUSPENSION 248-249
 INSERT, GARNISH MOULDING 145
 INSIDE REARVIEW MIRRORS 114, 115
 INSTRUMENT GAUGE GLASS 64
 INSTRUMENT PANEL 60, 108, 206
 INSTRUMENT PANEL DIMMER SWITCH 84
 INSTRUMENT PANEL FACE SETS 109
 INSULATION, BODY 181
 INSULATION, FIREWALL 181
 INTAKE MANIFOLD GASKET 35
 INTAKE MANIFOLD WASHER 133
 INTERIOR TRIM SCREW KITS 130

K

KICK PANELS 180
 KICK PANEL RETAINERS 180
 KICK PANEL TRIM 180
 KICKDOWN KITS 214, 215
 KNOB PINS 16, 250
 KNOB, ANTENNA 127

INDEX

KNOB, ASH TRAY 61
 KNOB, CIGAR LIGHTER 90
 KNOB, CONVERTIBLE TOP 153
 KNOB, COWL VENT 59
 KNOBS (DASH) 58, 59
 KNOB, DEFROSTER 123
 KNOB, GEAR SHIFT 39, 59
 KNOB, HEATER 123
 KNOB, RADIO 125
 KNOB, WINDOW CRANK 183, 190

L

LADDER BAR KITS 212
 LATCH, TRUNK 84
 LENS, BLUE DOT 81
 LENS, COWL LIGHT 78
 LENS, DECK BASE 81
 LENS, DOME LIGHT 85
 LENS, HEADLIGHT 76
 LENS, LICENSE PLATE LIGHT 80, 81
 LENS, PARKING LIGHT 77
 LENS, TAIL LIGHT 81
 LICENSE HOLDER (FRONT) 25, 82
 LICENSE LAMP 83
 LICENSE LENS CLIP 80
 LICENSE LIGHT 83, 263
 LICENSE PLATE BACK 213
 LICENSE PLATE BOLT 82
 LICENSE PLATE BRACKET 82
 LICENSE PLATE FRAMES 83, 263
 LICENSE PLATE LIGHT LENS 80, 81
 LICENSE PLATE PAD, GASKET 81, 84
 LIGHT BULB 74, 81, 211
 LIGHT, COWL 77, 78
 LIGHT, HEAD 74 to 76
 LIGHT, PARKING 77
 LIGHT SWITCH BODY 66
 LIGHT SWITCH/HORN ROD 20
 LIGHT, TAIL 78, 79, 208
 LIGHTERS 90, 91, 108
 LOCK CYLINDER, DOOR 162
 LOCK, GLOVE BOX 154
 LOCKING GAS CAP 53
 LOOM, WIRE CONDUIT 67, 69, 88, 213
 LOWER DOOR SEAL 163
 LUG WRENCH 109
 LUGGAGE RACKS 124
 LUGGAGE RACK EMBLEM 124

M

MAIN BEARINGS 34
 MALE DOVETAILS 140
 MANIFOLD (EXHAUST) 56
 MAP CASE 109
 MASTER CYLINDER 13, 269
 MASTER CYLINDER COVER PLATE 138
 MASTER CYLINDER MOUNT BRACKET 211
 MASTER CYLINDER REPAIR KIT 11
 METAL TOP MOULDING 160
 MIRRORS 114 to 117, 205
 MIRROR, BRACKET INTERIOR 115
 MIRROR, DOOR HINGE 116, 117
 MIRROR, EXTERIOR 116, 117, 205
 MIRROR, INTERIOR 114, 115, 205
 MIRROR HEAD, DOOR 116, 117
 MIRROR HEAD, INTERIOR 116
 MOTOR MOUNTS (FRONT) 31, 212, 261
 MOTOR MOUNTS (REAR) 32
 MOULDINGS (BODY) 107
 MOULDING CLIP KITS 129
 MOULDING (TOP) 160
 MUFFLER 27
 MUFFLER SUPPORT 28

O

OIL CHEX GAUGE 84
 OIL COOLER 260
 OIL FILLER CAPS 36
 OIL GAUGE 54, 64
 OIL PAN GASKET SET 36
 OIL PUMP 36
 OPERA SEAT BUMPER 165
 OUTSIDE REARVIEW MIRRORS 116, 117, 205
 OVERHAUL GASKET SETS 30

P

PACKAGE TRAY (WOOD) 171
 PAD, COWL LIGHT 78
 PAD, HORN GRILLE 86
 PAD, RUMBLE STEP 149
 PAINT, ENGINE 31, 218
 PAINT, STEERING WHEEL 19
 PANEL, DASH 60-62, 106, 205
 PANHARD BAR 249, 256
 PARALLEL LINK 249
 PARKING LAMPS 77
 PARKING LAMP BOOT 77

PARKING LAMP LENS 77
 PARKING LAMP LENS CLIP 77
 PARKING LAMP PAD 77
 PARKING LAMP WIRE 77
 PATCH PANELS 95, 139, 140, 147, 227-229
 PATENT DATA PLATES 124
 PEDAL BUMPERS 14, 137
 PEDAL COVER PLATES 178
 PEDAL PADS 14
 PEDAL SEALS 137
 PEEP MIRRORS 116, 117
 PICKUP BED PARTS 172 to 177
 PICKUP BEDS 173
 PICKUP BED SIDE PANELS 175
 PICKUP BED STRIPS 176
 PIN, DOOR HANDLE 189
 PISTON RINGS 32, 33
 PISTONS 32
 PITMAN ARM 18, 252
 PLUG, ANTENNA HOLE 127
 PLUG WIRES 71
 POLY-RIDE 251
 PORCELAIN GRILLE EMBLEM 48
 POWER ACCESSORY BLOCK 207
 POWER BRAKE 258
 POWER WINDOW KITS 213

Q

QUAIL RADIATOR ORNAMENT 49
 QUARTER GLASS RUBBER 184
 QUARTER MOULDINGS 107
 QUARTER PANEL BRACES 139
 QUARTER PATCH PANELS 139
 QUARTER TOP PADS 153
 QUARTZ BULB 74

R

RACK & PINION 252
 RADIATOR BOLT KIT 43, 52
 RADIATOR CAPS 43, 260
 RADIATOR CAP REPAIR KIT 43, 49
 RADIATOR FAN SHROUD 43
 RADIATOR/FENDER BRACKET 43, 94
 RADIATOR GRILLE PAN 50, 52, 98
 RADIATOR GRILLE SHIELD 52
 RADIATOR HOSE 51
 RADIATOR HOSE CLAMP 51
 RADIATOR HOSE, LOWER 51
 RADIATOR HOSE, UPPER 51
 RADIATOR OVERFLOW TANKS 260
 RADIATORS 43, 260
 RADIATOR SHELL LACING 104
 RADIATOR SHELL MOUNTING 135
 RADIATOR SHROUD SEAL 52
 RADIATOR SPLASH APRONS 98, 200
 RADIATOR SUPPORT RODS 44
 RADIATOR SUPPORT ROD BRACKET 44
 RADIO ANTENNAES 126, 127
 RADIO CHANGER BUTTON 125
 RADIO COVER 125, 209
 RADIO DIAL 125
 RADIO DIAL BEZEL 125
 RADIO DIAL FACE 125
 RADIO DIAL FACE GLASS 125
 RADIO INSTALLATION BOOK 126
 RADIO KNOB 108, 125
 RADIO MOUNTING HOOK 126
 RADIO PANEL 61, 108, 125
 RADIO PARTS 125 to 127
 RADIO NUT 126
 RADIO SPEAKER BOOT 126
 RADIO SPEAKER CLOTH 126
 RADIO SPEAKER GRILLE 61, 127
 RADIO STATION SELECTOR 125
 RADIUS ROD 244
 RADIUS ROD BUSHING 17
 REAR AXLE 22
 REAR AXLE ASSEMBLIES (STREET ROD) 253
 REAR END COVER 178
 REAR FENDERS (FIBERGLASS) 195 to 199
 REAR QUARTER WINDOW RUBBER 184
 REAR SUSPENSION (STREET ROD) 253-256
 REAR WINDOW BUMPER 151, 154
 REAR WINDOW DRAIN 148
 REAR WINDOW SEAL 184
 REAR WINDOW STRAP 151
 REFLECTOR, HEADLAMP 75
 REGULATOR HANDLE 189
 REGULATORS (WINDOW) 181
 REGULATOR, WINDSHIELD 182
 RESISTOR 71
 RESTORATION SUPPLIES 218
 RIM LINERS 10

RING & PINION GEARS 21
 RIVETS 129
 ROADSTER TOP IRONS 151, 204
 ROCKER PANELS 139
 ROD BEARINGS 33
 ROOF RIB WOOD KITS 171
 ROTOR (DISTRIBUTOR) 71
 RUBBER (WINDSHIELD) 182
 RUMBLE BUMPERS 149, 185
 RUMBLE HANDLES 83, 150
 RUMBLE HANDLE PAD 84
 RUMBLE HINGE KITS 149
 RUMBLE LATCH 84
 RUMBLE LID SEAL 185
 RUMBLE SEAT PARTS 149, 150
 RUMBLE SEAT RAIN GUTTERS 148
 RUMBLE STEP 149
 RUMBLE STEP BRACKET 149
 RUMBLE TRIP LEVER 150
 RUNNING BOARD 95 to 97
 RUNNING BOARD BOLT 95, 134
 RUNNING BOARD BRACES 97
 RUNNING BOARD COVERS 97
 RUNNING BOARD COVER GLUE 95, 218
 RUNNING BOARD PAD 25
 RUNNING BOARD MOULDINGS 97
 RUNNING BOARD TRIM CLIP KIT 97
 RUNNING BOARDS (FIBERGLASS) 200
 RUNNING BOARD STEP PLATES 95

S

SAFETY SWITCH (NEUTRAL) 207
 SAGINAW STEERING MOUNT 208
 SCREEN, COWL VENT 138
 SCREEN, HORN 86
 SCREW, COWL LIGHT 78, 132
 SCREW, DASH 136
 SCREW, DOOR HANDLE 130
 SCREW, DOOR HINGE 131
 SCREW, DOOR SCUFF 132
 SCREW, DOVETAIL 131
 SCREW, FLOORBOARD 133
 SCREW, FRONT FENDER 134
 SCREW, HEADLAMP RIM 75, 132
 SCREW, HOODLATCH 135
 SCREW KIT, INTERIOR 130
 SCREW, RADIATOR SHELL 135
 SCREW, REAR WINDOW 134
 SCREW, TAILLIGHT 131
 SCREW, WINDSHIELD FRAME 133
 SCUFF PLATES (DOOR) 159
 SEALED BEAM HEADLAMP 73, 74
 SEALED BEAM ADJUSTMENT KIT 73
 SEAT ADJUST HANDLE 161
 SEAT, BENCH (STREET ROD) 164
 SEATS (STREET ROD) 164
 SEAT FRAME SUPPORTS 186
 SEAT RELEASE PARTS 161
 SEAT SPRINGS 165 to 168
 SEAT SPRING LOCATING PIN 186
 SEAT WOOD 170
 SENDING UNIT (GAS) 54, 211
 SENDING UNIT, TEMPERATURE 64
 SHACKLE KITS 28, 251
 SHEETMETAL, BODY CHANNEL 147
 SHEETMETAL, DECK GUTTER 148
 SHEETMETAL, FLOOR 147, 227-229
 SHEETMETAL, FLOOR EXTENSION 147, 227
 SHEETMETAL, GRILLE 44, 45, 47, 50
 SHEETMETAL, PACKAGE TRAY 147
 SHEETMETAL, PATCH PANEL 139, 140, 147
 SHEETMETAL, RUMBLE RISER 147
 SHEETMETAL, SEAT ADJUSTER 147
 SHEETMETAL, SEAT FRAME 147
 SHEETMETAL, SEAT PANEL 148
 SHEETMETAL, SEAT RISER 147
 SHEETMETAL, UNDER DECK LID 146
 SHEETMETAL, UNDER SEAT 147, 227-229
 SHEETMETAL, WINDOW DRAIN 148
 SHIFT BOOT 40, 137
 SHIFT KNOB 39, 59
 SHIFT LEVER GROMMET 39, 40
 SHIFT LINKAGE REPAIR KIT 40
 SHIFTER (STREET ROD) 215, 263
 SHIMS (FRAME) 25
 SHOCK KIT 121, 209, 249
 SHOCK LINK BALL 121
 SHOCK MOUNT 121, 251
 SHOCK ABSORBER PARTS 121
 SIDE CURTIN ROD SOCKETS 134
 SIDEMOUNT MIRROR 114
 SILL PLATE, DOOR 159
 SIGRTS 200
 SOCKET, HIGH BEAM JEWEL 84
 SPARE TIRE COVER TRIM 10, 122
 SPARE TIRE COVER SEAL 10
 SPARE TIRE GROMMET 10
 SPARE TIRE HOLD-DOWN BRACKET 122
 SPARE TIRE PAD 10



SPARK PLUGS 72
 SPARK PLUG LOOM 72, 213
 SPARK PLUG WIRES 71
 SPARK PLUG WIRE BOOT 70
 SPEAKER CLOTH 126
 SPEAKER GRILLE 61, 127
 SPEED EQUIPMENT (FLATHEAD) 42
 SPEEDOMETER CABLES 110
 SPEEDOMETER CABLE BRACKET 110
 SPEEDOMETER CABLE GROMMET 57
 SPEEDOMETER FACES 109
 SPEEDOMETER FACE GLASS 64
 SPINDLE 246, 250
 SPINDLE BOLT KITS 16, 250
 SPOTLIGHTS 123
 SPREADER BARS 26, 263
 SPRING, BRAKE/CLUTCH 11, 14, 40, 41
 SPRING, CLAMP 28, 251
 SPRING COVERS 122
 SPRING, COWL VENT 138
 SPRING, DOOR 141
 SPRING, DOOR PANEL 190
 SPRING (FRONT) 28, 213, 251
 SPRING, GLOVE BOX DOOR 154
 SPRING, HOOD ARM & LATCH 103
 SPRING, HORN BUTTON 19
 SPRING, LINER 254
 SPRING, MOUNTING KIT 212, 254
 SPRING PARTS 28, 29, 251
 SPRING PERCH 16, 212, 251
 SPRING, PERCH NUT 18
 SPRINGS (SEAT) 165 to 168
 SPRING, SHACKLE 28, 254
 SPRING, "U" BOLT 29, 254
 STABILIZER BAR 29
 STABILIZER BUSHING 29
 STABILIZER SWIVEL 16
 STARTER BUTTON 59
 STARTER PARTS 65
 STEERING ARM 250
 STEERING BOX PARTS 17 to 19
 STEERING COMPONENTS (STREET ROD) 208, 250, 252
 STEERING COLUMN 214, 252
 STEERING COLUMN DROPS 215, 252
 STEERING FLOOR PLATES 137, 178, 215
 STEERING GEAR 252
 STEERING SECTOR 18
 STEERING SHAFT BUSHING 17
 STEERING TUBE FLOOR PLATE 137
 STEERING TUBE SEALS 137, 138
 STEERING U-JOINTS 208
 STEERING WHEELS 19, 232
 STEERING WHEEL PAINT 19, 218
 STEP, RUMBLE 149
 STONE DEFLECTOR (BUMPER) 120, 204
 STONE GUARD 94
 STOP LIGHT SWITCH 80
 STRIKER PLATE, DECK 150, 189
 STRIKER PLATE, DOOR 140
 STRIKER PLATE PAD 140
 SUICIDE DOOR SAFETY LOCK 141
 SUN VISORS 160
 SUN VISOR ROD 151, 160
 SUN VISOR BRACKET 151
 SUSPENSION COMPONENTS (STREET ROD) 245-256
 SWITCH, DASH LIGHT 84
 SWITCH LEVER, IGNITION 20
 SWITCH, NEUTRAL SAFETY 207
 SWITCH, UNIVERSAL 108
 SWITCH PLATE, IGNITION 66

T

T-SHIRTS 230, 231, INSIDE BACK COVER
 TAG, FORD SCRIPT 124
 TAIL GATES 174
 TAIL GATE BUMPER 164
 TAIL LAMP BRACE 80
 TAIL LAMP BRACKETS 79, 80
 TAIL LAMP CONDUIT REPAIR 88
 TAIL LAMP HALOGEN CONVERSION 208
 TAIL LAMP LENS 81
 TAIL LAMP PAD 82
 TAIL LAMP PARTS 78 to 82
 TAIL LAMP REFLECTOR 80
 TAIL LAMP RING 80
 TAIL LAMPS 78, 79, 213
 TAIL LAMP TRIM 79
 TAIL LAMP SCREWS 131
 TAIL LAMP SOCKET 69
 TAIL LAMP WIRING 69
 TAIL PIPE 27
 TANDEM WIPER 112
 TAPE, GLASS SETTING 143
 TEMPERATURE GAUGE 64
 TEMPERATURE GAUGE HOSE FITTING 122
 TEMPERATURE SENDER 64
 THERMOSTAT 51
 THERMOSTAT HOUSING 260
 THROTTLE ASSEMBLY 56, 57, 205, 214

THROTTLE CABLE (STREET ROD) 214
 THROTTLE CABLE KITS 62
 THROTTLE RODS 56
 TIE RODS 16, 252
 TIE ROD CLAMP 127
 TIE ROD ENDS 17, 252
 TIE ROD JAM NUT 263
 TIE ROD SEAL 17
 TIRE COVERS 10
 TIRES 10
 TIRE COVER TRIM 10
 TIRE TUBES 10
 TOOL BAG 109
 TOP BOWS (OAK) 171
 TOP BOW PADS 152
 TOP BOW SEAL 145, 153
 TOP DECK MATERIAL 160
 TOP DECK RETAINER 160
 TOP HOLD-DOWN 151, 153, 154
 TOP IRONS 151, 204
 TOP IRON RIVET COVERS 151
 TOP KNOBS (CONVERTIBLE) 153
 TOP MATERIAL 160
 TOP MOULDINGS 160
 TOP REST BRACKET 153
 TOP REST SCREW 134
 TRAILING ARMS 255
 TRANSMISSION COVERS 178
 TRANSMISSION COVER FASTENER KIT 133
 TRANSMISSION MOUNT 32
 TRANSMISSION-TO-FLOOR SEAL 137
 TRANSMISSION PARTS 37 to 41
 TRANSMISSION SHIFTER 215, 263
 TRIM, BODY 102, 107
 TRIM CEMENT 158, 218
 TRIM CLIP KITS 129, 130
 TRIM, DASH 60
 TRIM, HOOD 102, 103, 106, 107
 TRIM, KICK PANEL 160
 TRIM RING (SPARE TIRE) 10
 TRIM, RUNNING BOARD 97
 TRIM SCREW KITS 129, 130
 TRUNK ARM SUPPORT 186
 TRUNK EMBLEM 83
 TRUNK GUSSETS 148
 TRUNK HANDLES 83, 84
 TRUNK HANDLE NUT 132
 TRUNK HANDLE PAD 84
 TRUNK HINGE 186
 TRUNK HINGE PADS 186
 TRUNK LATCH 84, 170
 TRUNK LID (FIBERGLASS) 203
 TRUNK LID BASE 84
 TRUNK LID BASE (INNER) 84
 TRUNK LID BUMPER 185
 TRUNK LID HINGES 186
 TRUNK LID LATCH 84, 170
 TRUNK LID SEAL 195
 TRUNK MAT 179
 TRUNK TOOL COVER (WOOD) 172
 TUBULAR STRUT ROD 248
 TURN SIGNAL KIT 78

U

U-BOLT 29, 251
 U-JOINTS 37, 208
 UPHOLSTERY BUTTONS 133
 UPHOLSTERY HOG RINGS 165
 UPPER DOOR SEAL 163

V

V-8 EMBLEM, HOOD 98
 V-8 EMBLEM, LUGGAGE RACK 124
 V-8 EMBLEM, SHELL 48, 76
 VACUUM WIPER MOTORS 110, 111
 VALVE PARTS 35
 VALVE GUIDE 35
 VENT GASKET, COWL 138
 VENT WINDOW EDGE SEAL 183, 184
 VENT WINDOW ESCUTCHEON 184, 190
 VENT WINDOW HANDLE 184, 189, 205
 VENT WINDOW REPAIR KIT 184
 VENT WINDOW RUBBER 183
 VENT WINDOW SEAL 183
 VOLTAGE CUT-OUT 63
 VOLTAGE REDUCER 63, 207
 VOLTAGE REGULATOR 63
 VOLTAGE REGULATOR PAD 63

W

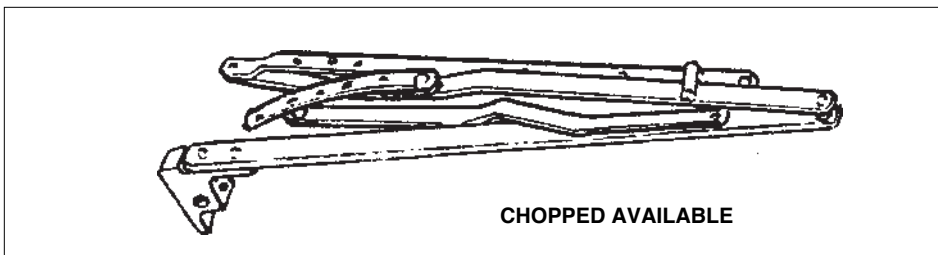
WATER PUMPS 51
 WEATHERSTRIP ADHESIVE 158, 218
 WEBBING 26
 WELTING (FENDER) 93
 WHEEL BEARINGS 8 to 10

WHEEL CYLINDERS (FRONT) 12
 WHEEL CYLINDERS (REAR) 13
 WHEEL PARTS 8 to 10, 217
 WHEEL TRIM RINGS 7
 WHEEL WELLS 147, 210
 WINDLACE 162
 WINDOW CHANNEL (CONVERTIBLE) 152
 WINDOW CHANNEL (FELT) 155, 156
 WINDOW CHANNEL (METAL) 157, 159
 WINDOW CRANK 187-189, 205
 WINDOW CRANK KNOB 190
 WINDOW FELT KITS 155, 156
 WINDOW FRAME (BACK) 151, 213
 WINDOW FRAME SEAL 152
 WINDOW GLASS PATTERNS 142
 WINDOW REGULATORS 161
 WINDOW RETAINER (DOOR) 155 to 158
 WINDOW RUBBER (BACK) 184
 WINDOW RUBBER (VENT) 183, 184
 WINDOW SEAL (CONVERTIBLE) 152, 153
 WINDOW SEAL (QUARTER) 184
 WINDOW SEAL (REAR) 184
 WINDOW SHADE (BACK) 161
 WINDOW STOP 158
 WINDOW VENT, HANDLE 184, 189
 WINDSHIELD DIVISION BARS 107
 WINDSHIELD FRAME PARTS 142-144
 WINDSHIELD FRAMES 142, 213
 WINDSHIELD FRAME CLIP 143
 WINDSHIELD GARNISH MOULDING 144
 WINDSHIELD HANDLE 183
 WINDSHIELD HARDWARE 143, 144
 WINDSHIELD HINGE SEAL 182
 WINDSHIELD POST PAD 144
 WINDSHIELD REGULATOR HANDLES 183
 WINDSHIELD REGULATORS 182
 WINDSHIELD RUBBER 182
 WINDSHIELD SEAL 182
 WINDSHIELD SEALER 143
 WINDSHIELD STANCHION 143, 144
 WINDSHIELD STUD 134, 144
 WINDSHIELD SWING ARM 143
 WINDSHIELD WING NUT 144
 WINDSHIELD WIPER ARMS 112, 205
 WINDSHIELD WIPER MOTORS 110, 111
 WINDSHIELD WIPER PARTS 110 to 113
 WINDSHIELD WIPER TOWERS 113
 WINDING BRACKETS 121
 WINDING BRACKET PADS 121
 WINDING TENSION SPRING 134
 WING TIPS (BUMPER) 120
 WIPER ARMS & BLADES 112, 205
 WIPER ARM NUT 111
 WIPER MOTORS 110, 111
 WIPER SHAFT SEAL 112
 WIPER SWITCH 112
 WIPER TOWER 113
 WIPER TOWER PADS 112
 WIRE CLAMP 64
 WIRE CLIP 69
 WIRE CONNECTOR 69
 WIRE LOOM 69, 72, 213
 WIRE LOOM GROMMET 68
 WIRE PER FOOT 69
 WIRING BOARDS (STREET ROD) 262
 WIRING, CLOCK LIGHT 66
 WIRING, COIL 67
 WIRING, CONVERTIBLE TOP 66
 WIRING, COWL LIGHT 67
 WIRING, DASH 68, 206
 WIRING, DOME LIGHT 69
 WIRING, ENGINE 66, 67
 WIRING, HEADLAMP 67
 WIRING, HIGH BEAM JEWEL 84
 WIRING, HORN 86
 WIRING, HORN BUTTON 20
 WIRING, LICENSE LIGHT 69
 WIRING, OVERDRIVE 69
 WIRING, PARKING LIGHT 77
 WIRING, SPARK PLUG 71
 WIRING SYSTEM (STREET ROD) 206, 207
 WIRING, TAIL LIGHT 69
 WISHBONE SPLITTER 206
 WOOD, FLOOR BOARD 172
 WOOD, HEADER 170, 171
 WOOD, PACKAGE TRAY 171
 WOOD, ROOF RIB 171
 WOOD, SEAT FRAME 170
 WOOD, WINDOW FRAME 171
 WOOD, WINDSHIELD STRIP 171
 WORM GEAR (STEERING) 17

X

X-MEMBER SUPPORT 212

TOP IRONS



CHOPPED AVAILABLE

TOP IRONS - U.S.A.

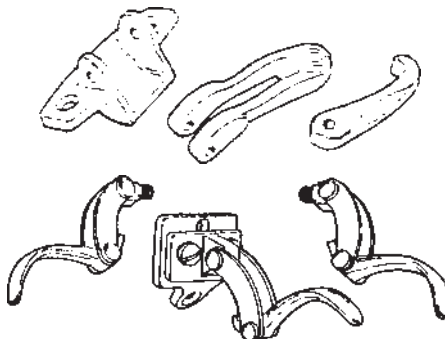
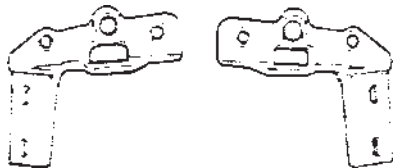
1932 ROADSTER - PAINTED	
18-42031 SET	735.00
1932 ROADSTER - STAINLESS STEEL	
18-42031-SS SET	1185.00
1932 PHAETON - SS	
18-42031-BS SET	1485.00
1932 CABRIOLET - SS	
18-42031-CS SET	2575.00
1933-34 ROADSTER - SS	
40-42031 SET	1105.00
1933-34 PHAETON - SS	
40-42031-BS SET	1935.00

1933-34 CABRIOLET -SS	
40-42031-CS SET	2385.00
1935-36 ROADSTER - SS	
48-42031 SET	1385.00
1935-36 PHAETON - SS	
48-42031-BS SET	2135.00
1935-36 CABRIOLET - RUMBLE SS	
48-42031-CS SET	2675.00
1936 CLUB CABRIOLET	
68-42031-C SET	2775.00

CHOPPED & PLAIN STEEL TOP IRONS AVAILABLE INQUIRE ON OTHER TOP ASSEMBLIES

TOP HEADER LATCH & HARDWARE KIT


ALL THE PIECES YOU NEED FOR YOUR 1940 CONV. TOP HEADER LATCHES IN POLISHED STAINLESS STEEL.
01A-6603463-K KIT 600.00
THIS KIT CONTAINS ITEMS LISTED BELOW



OUTSIDE CORNER HEADER BRACKETS

BRASS CASTING YOU FINISH & CHROME

1940 CONVERTIBLE	
01A-7650832/3 PAIR	275.00
01A-7650832/3-C CHROME	450.00
1940 MERCURY CONVERTIBLE	
09A-7650832/3 PAIR	325.00
09A-7650832/3-C CHROME	500.00
1941-48 FORD & MERC. CONVERTIBLE	
11A-7604114-S PAIR	100.00
11A-7604144-SC CHROME	175.00



CENTER HEADER BRACKET

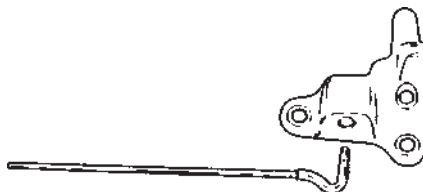
1940 CONVERTIBLE	
01A-7650834 EACH	50.00
01A-7650834-C CHROME	100.00
1940 MERCURY	
09A-7650834 EACH	75.00
09A-7650834-C CHROME	125.00
1941-48 CONVERTIBLE	
11A-7650834 EACH	50.00
11A-7650834-C CHROME	100.00

**THE ABOVE LISTED AS STOCK, VARIATIONS AVAILABLE WITHOUT ANTENNA HOLE, ETC.

LOCK-DOWN LATCHES

BRASS CASTINGS YOU FINISH & CHROME

1940 CONVERTIBLE & MERCURY	
01A-7650820 EACH ASSEMBLY	75.00
01A-7650820-C CHROME	175.00
1941-48 CONVERTIBLE & MERCURY	
SIDE LATCHES	
11A-7603520-S EACH ASSEMBLY	125.00
11A-7603520-SC CHROME	175.00
CENTER LATCH	
11A-7603522-S EACH ASSEMBLY	100.00
11A-7603522-SC CHROME	175.00



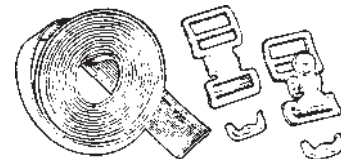
SUN VISOR BRACKET & TOP HOLD-DOWN

YOU FINISH AND CHROME

1940 CONVERTIBLE	
01A-6604100-1 PAIR	125.00


CONVERTIBLE SUN VISOR ROD

1940 CONVERTIBLE	
01A-7604144 EACH	INQUIRE



REAR WINDOW STRAPS

1940-48 CONVERTIBLE	
01A-7653264 KIT	25.00



OPEN CAR REAR WINDOW FRAMES GLASS INCLUDED

U.S.A. - EXACT COPIES OF ORIGINAL. (OUTSIDE DIMENSIONS GIVEN)

1932 ROADSTER & PHAETON	
7" X 20 5/8"	
B-42032-A EACH	275.00

1933-34 OPEN CARS, 32 CABRIOLET	
4 15/16" X 24 3/4"	
40-42032-B EACH	275.00

1935-36 ROADSTER, PHAETON	
CABRIOLET & CONVERTIBLE	
6 7/8" X 24 3/4"	
48-42032 EACH	275.00

1937-39 FORD & 39 MERCURY	
7 X 20 5/8"	
78-42032 EACH	275.00

1940 FORD & MERCURY	
6" X 20 15/16"	
01A-42032 EACH	275.00

1941-48 FORD & MERCURY	
8" X 22 15/16"	
11A-42032 EACH	275.00

ADD 30.00 FOR INSIDE CHROME

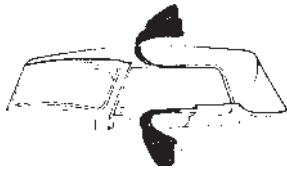
STREET ROD MAIL SLOT REAR WINDOW
SEE PAGE 213



TOP BOW "T" BOLT


1930-32 ROADSTER & DELUXE PHAETON	
B-180600-S PAIR	10.00
1933-36 ROADSTER & PHAETON	
40-180600-S PAIR	35.00

CONVERTIBLE



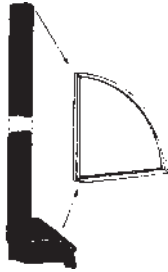
DOOR WINDOW FRAME SEAL
1935-48 CONVERTIBLE
48-762232 EACH

12.00



QUARTER WINDOW FRAME SEAL
1942-48 CONVERTIBLE
21A-762232 EACH

12.50



QUARTER WINDOW EDGE SEAL - U.S.A.
1942-48 CONVERTIBLE
21A-7630106/7 KIT

60.00



CONVERTIBLE WINDOW SEAL
1932-39
18-45983 30" LENGTH, 1" WIDE

15.00

1940-48
01A-45983 30" LENGTH, 3/4" WIDE

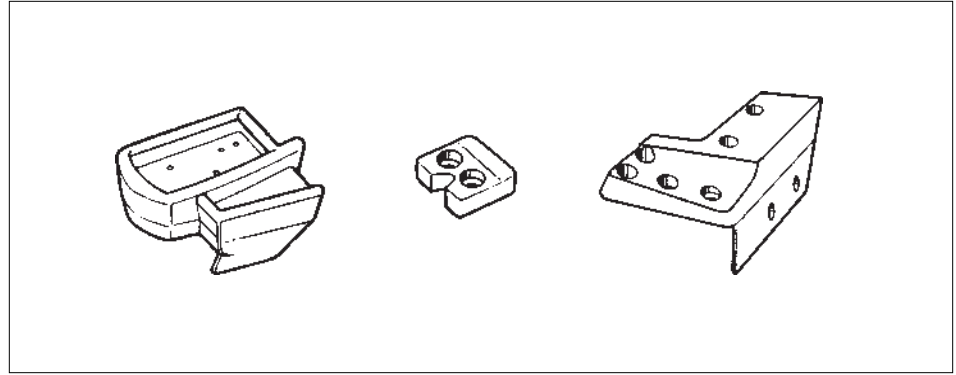
15.00

FELT COVERED:
B-45983-F 30" LENGTH, 1" WIDE

8.75

01A-45983-F 30" LENGTH, 3/4" WIDE

10.00



CONVERTIBLE TOP BOW PADS

**CONVERTIBLE COUPE
QUARTER TO TOP BOW**

1937-39
78-763244/5-B PAIR

49.00

1940
01A-6628530 PAIR

49.00

**CONVERTIBLE SEDAN
QUARTER TO TOP BOW**

1935-36
48-7650548 PAIR

8.00

1937-38
78-744858/9 PAIR

49.00

1939
91A-744858/9 PAIR

49.00

**CONVERTIBLE SEDAN
CENTER PILLAR PADS**

1935-38
48-743196/7 SET

61.25

1939
91A-743196/7 SET

61.25

**CONVERTIBLE SEDAN
TOP IRON HINGE PAD**

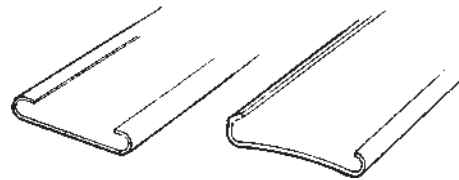
1935-39
48-747162 SET OF 4

15.00

HEADER BOW BUMPERS

1937-40
78-711304 SET OF 4

19.00



CONVERTIBLE WINDOW SEAL CHANNEL

1932-48
STAINLESS STEEL

1932-39
18-45983-M 30" LONG, 1" WIDE

20.00

1940-48
01A-45983-M 36" LONG, 3/4" WIDE

20.00



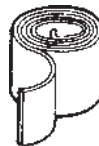
**CONVERTIBLE WINDSHIELD POST-TO-
DOOR SEAL**

1935-39
68-74040928/9 PAIR

28.00

1940
01A-740928/9 PAIR

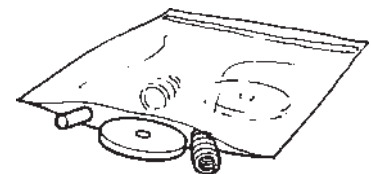
28.00



CONVERTIBLE TOP ADHESIVE FELT

1932-48, BLACK
18-45983-F 2 3/4" X 10' ROLL

15.00



**CONVERTIBLE WINDOW CHANNEL
ROLLER KIT**

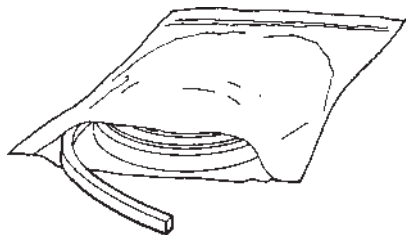
1935-38 CONVERTIBLE
48-6622218 KIT 2 DOORS 145.00
1939-40 CONVERTIBLE & MERCURY
01A-6622218 KIT 2 DOORS 80.00



1933-34 CABRIOLET HEADER SEAL

THIS MOLDED SPONGE RUBBER SEAL FITS BETWEEN FRONT TOP BOW AND WINDSHIELD.

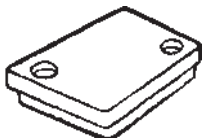
40-761440 EACH INQUIRE



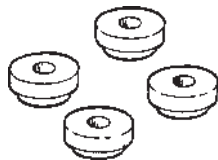
HEADER SEAL

1935-36 CABRIOLET AND CONVERTIBLE SEDAN

1937-40 CONVERTIBLES
48-7651312 EACH 8.00

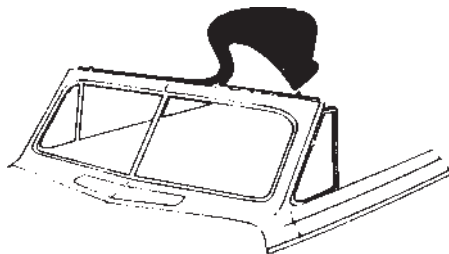


UPPER CORNER PAD - 1936-39 CABRIOLET & CONVERTIBLE COUPE
FITS BETWEEN TOP IRONS JUST ABOVE SIDE WINDOWS. MOLDED RUBBER/STEEL INSERT
68-764860 PAIR INQUIRE



HEADER BOW BUMPERS

1937-40 CONVERTIBLES
78-711304 SET OF 4 10.00



1941-48 CONVERTIBLE HEADER SEALS

A: LOWER - FITS ON METAL LIP AT TOP OF WINDSHIELD.
11A-7603476 KIT 8.00

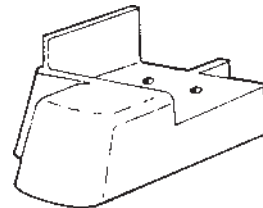
B: UPPER - FITS ON TOP WOODEN HEADER.
11A-7603475 KIT 8.00



CONVERTIBLE TOP KNOBS

CORRECT COLORS. MOUNTS ON CONVERTIBLE TOP SWITCH AT DASH.

1940
01A-7650570-B EACH 8.50
1941
11A-7650570 EACH 8.50
1942
21A-7650570-B EACH 8.50
1946
51A-7650570-C EACH 8.50
1947-48
6A-7650570 EACH 8.50



QUARTER TOP PADS

FITS BETWEEN TOP IRONS & BODY

1935-36 CONVERTIBLE SEDAN
48-7650548 PAIR 8.00

1937-39 CONVERTIBLE COUPE
78-763244/5-B PAIR 49.00

1940 CONVERTIBLE COUPE
01A-6628530/1 PAIR 49.00

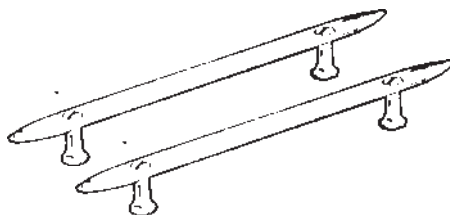
1937-38 CONVERTIBLE SEDAN
78-744858/9 PAIR 49.00

1939 CONVERTIBLE SEDAN
91A-744858/9 PAIR 49.00



CONVERTIBLE TOP MOTOR GROMMET
CUSHIONS MOTOR AND STOPS VIBRATIONS.

1942-48 CONVERTIBLE
21A-7653382 SET OF 3 15.75



ROADSTER TOP BOW REST BRACKETS (RUMBLE GRAB HANDLES)

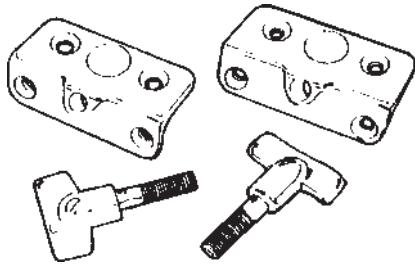
1932 ROADSTER - STAINLESS
A-41500-S PAIR 43.75



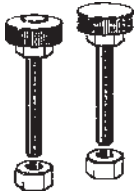
COLUMBIA OVERDRIVE KNOBS

1937 STANDARD
78-4001-A EACH 11.00
1937 DELUXE
78-4001-B EACH 11.00
1938
81A-4001 EACH 11.00
1939
91A-4001 EACH 11.00
1940 STANDARD
01A-4001-A EACH 11.00
1940 DELUXE
01A-4001-B EACH 11.00
1941
11A-4001 EACH 11.00

GLOVE BOX



1933-34 CABRIOLET TOP HOLD DOWN BLOCKS & SCREWS
 CHROME PLATED BRASS CASTINGS
 40-7650820-P PAIR 150.0




CONVERTIBLE TOP HOLD-DOWN SCREWS

1935 CONVERTIBLE SEDAN, CABRIOLET & CONVERTIBLE COUPE (SMALL HEAD)
 48-7650820 EACH 12.00

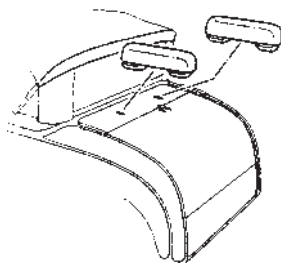
1936 CONVERTIBLE SEDAN, CABRIOLET & CONVERTIBLE COUPE (LARGE HEAD)
 68-7650820 EACH 12.00

1937-39 CONVERTIBLE SEDAN ONLY CENTER PILLAR & TOP HOLD-DOWN
 78-7650820-B EACH 12.00

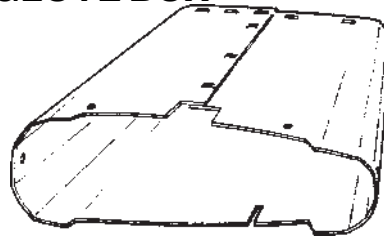
1937-39 CONVERTIBLE SEDAN, CABRIOLET & CONVERTIBLE COUPE (RUBBER HEAD)
 78-7650820-C EACH 12.00



CONVERTIBLE SEDAN TOP REST RUBBER PAD
 1937-38 CONVERTIBLE SEDAN
 78-747048 EACH 20.00



1932 ROADSTER REAR WINDOW BUMPERS
 B-42339 PAIR 25.00



GLOVE BOXES - U.S.A.

1932 3-WINDOW COUPE
 B-43000-B EACH 25.00

1933-34
 40-43000 EACH 25.00

1935-36 CLOSED CARS - INCLUDES DOOR COVER
 48-43000-AS EACH 25.00

1935-36 OPEN CARS - INCLUDES DOOR COVER
 48-43000-BS EACH 25.00

1937
 78-43000 EACH 25.00

1938-39 CLOSED CARS
 81A-43000-AS EACH 25.00

1938-39 OPEN CARS
 81A-43000-BS EACH 25.00

1940
 01A-43000 EACH 25.00

1941
 11A-43000 EACH 25.00

1942-48
 21A-43000 EACH 25.00

1940 MERCURY
 09A-43000 EACH 25.00

1941-48 MERCURY
 59A-43000 EACH 25.00

1935-37 PICKUP
 67-43000 EACH 25.00

1938-39 PICKUP
 77-43000 EACH 25.00

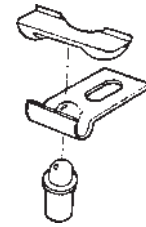
1940-47 PICKUP
 01C-43000 EACH 25.00



GLOVE BOX DOOR SPRING

1935-37 PASSENGER (2 REQ'D.)
 1938-47 PICKUP (1 REQ'D.)
 48-701679 EACH 10.00

1938-39 PASSENGER (2 REQ'D.)
 91A-7006068 EACH 8.00



GLOVE BOX DOOR REPAIR KIT

1933-34
 40-43000-RK KIT 15.00



GLOVE BOX DOOR STOPS

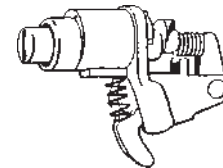
1940-48 FORD & MERCURY
 09A-7006117 PAIR 10.00



GLOVE BOX DOOR BUMPERS

1935-48 THIN
 48-701671 PAIR 2.00

THICK
 91A-7006066 PAIR 2.00



(1940 SHOWN)

GLOVE BOX LOCK

BEAUTIFUL CHROME PLATED COPY OF THE FORD ACCESSORY.

1935-36
 48-701655 EACH 150.00

N.O.S. 1935-53 INQUIRE



GLOVE BOX DOOR HINGE

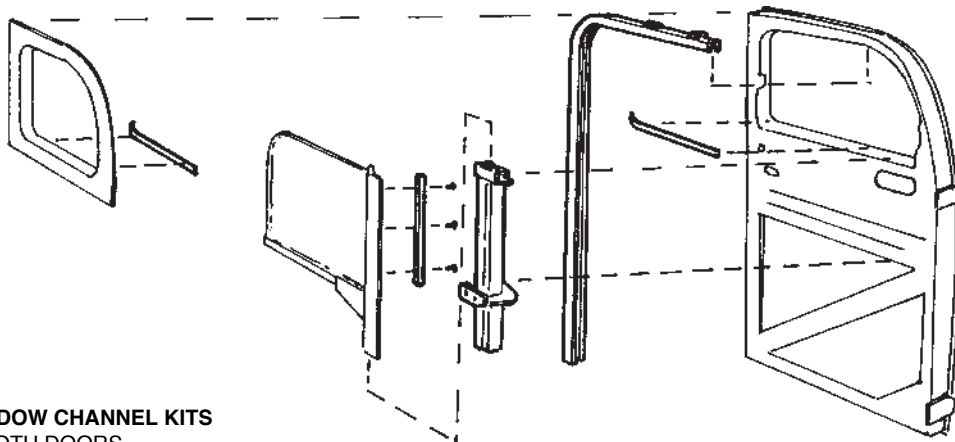
1932 3-WINDOW COUPE
 B-701662 EACH 20.00
 1933-34
 40-701662-A EACH 20.00



GLOVE BOX DOOR SPRING & PIN

1932 3/W,
 B-701674 EACH 5.00
 1933-34
 40-701674 EACH 5.00

WINDOW CHANNEL KIT

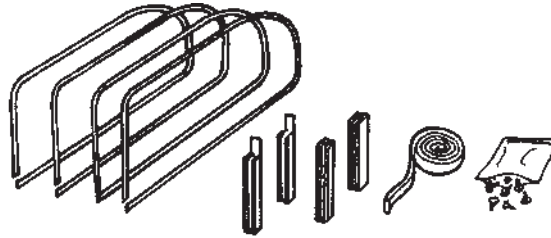


FRONT DOOR WINDOW CHANNEL KITS
COMPLETE FOR BOTH DOORS

1932	1935-36	1940
1932 3-WINDOW COUPE B-45983-3W KIT 125.00	1935-36 3-WINDOW COUPE RUBBER BUMPERS ON GARNISH MOLDINGS AND DOORS. 48-45983-3W-A KIT 150.00	1940 CONVERTIBLE 01A-45983-C KIT 75.00
1932 5-WINDOW COUPE B-45983-5W KIT 125.00	FELT STRIPS ON GARNISH MOLDINGS AND DOORS. 48-45983-3W-B KIT 150.00	1940 COUPE, FORDOR SEDAN & SEDAN DELIVERY 01A-45983-5W/4D KIT 150.00
1932 TUDOR SEDAN B-45983-2D KIT 125.00	1935-36 5-WINDOW COUPE, FORDOR SEDAN RUBBER BUMPERS ON GARNISH MOLDINGS AND DOORS. 48-45983-5W/4D-A KIT 150.00	1940 TUDOR SEDAN 01A-45983-2D KIT 150.00
1932 FORDOR SEDAN B-45983-4D KIT 125.00	FELT STRIPS ON GARNISH MOLDINGS AND DOORS 48-45983-5W/4D-B KIT 150.00	1941-42
1932 VICTORIA, B-400 B-45983-V KIT 125.00	1935-36 TUDOR SEDAN RUBBER BUMPERS ON GARNISH MOLDINGS AND DOORS 48-45983-2D-A KIT 150.00	1941 CONVERTIBLE 11A-45983-C KIT 75.00
1933	1937-39	1942 CONVERTIBLE 21A-45983-C KIT 75.00
1933 5-WINDOW COUPE, TUDOR SEDAN & FORDOR SEDAN 18-45983-5W/2D/4D KIT 125.00	1937-39 TUDOR SEDAN 78-45983-2D KIT 150.00	1941-42 COUPE (SMALL DOOR) & FORDOR SEDAN FLAT BRACKET, SLOTTED HOLES 11A-45983-5W/4D-A KIT 150.00
1933 3-WINDOW COUPE 18-45983-3W KIT 125.00	1937-39 5-WINDOW COUPE & FORDOR SEDAN 78-45983-5W/4D KIT 150.00	1941-42 COUPE (SMALL DOOR) & FORDOR SEDAN ANGLED BRACKET, THREADED HOLES 11A-45983-5W/4D-B KIT 150.00
1934	1938-47	1941-42 SEDAN COUPE (LARGE DOOR) AND TUDOR SEDAN FLAT BRACKET, SLOTTED HOLES 11A-45983-2D-A KIT 150.00
1934 3-WINDOW COUPE 40-45983-3W KIT 150.00	1938-40 CAB-OVER TRUCK 81W-45983 KIT 150.00	1941-42 SEDAN COUPE (LARGE DOOR) AND TUDOR SEDAN ANGLED BRACKET, THREADED HOLES 11A-45983-2D-B KIT 150.00
1934 TUDOR SEDAN FRONT MOUNT HANDLES 40-45983-2DF KIT 150.00	1941-47 CAB-OVER TRUCK 11W-45983 KIT 150.00	1946-48
CENTER MOUNT HANDLES 40-45983-2DC KIT 150.00		1946-48 CONVERTIBLE 21A-45983-C KIT 75.00
1934 5-WINDOW COUPE FRONT MOUNT HANDLES 40-45983-5WF KIT 150.00		1946-48 COUPE (SMALL DOOR) & FORDOR SEDAN 51A-45983-5W/4D KIT 150.00
CENTER MOUNT HANDLES 40-45983-5WC KIT 150.00		1946-48 SEDAN COUPE (LARGE DOOR) AND TUDOR SEDAN 51A-45983-2D KIT 150.00
1934 FORDOR SEDAN FRONT MOUNT HANDLES 40-45983-4DF KIT 150.00		
CENTER MOUNT HANDLES 40-45983-4DC KIT 150.00		



WINDOW CHANNEL KIT



TUDOR SEDAN REAR QUARTER WINDOW KITS COMPLETE FOR BOTH SIDES

1932-33	1935-36	1938-40
1932 B-400 B-56786-400 KIT 95.00	1935-36 TUDOR SEDAN RUBBER BUMPERS ON GARNISH MOLDINGS AND BODY 48-56786-A KIT 150.00	1938 DELUXE & 40 TUDOR SEDAN 81A-56786 KIT 150.00
1932 VICTORIA B-56786-V KIT 95.00	1935-36 TUDOR SEDAN FELT STRIPS ON GASRNISH MOLDINGS AND BODY 48-56786-B KIT 150.00	1941-42 1941-42 TUDOR SEDAN 11A-56786 KIT 150.00
1932-33 TUDOR SEDAN B-56786 KIT 95.00	1937-38 1937-38 STANDARD TUDOR SEDAN 78-56786 KIT 150.00	1946-48 1946-48 TUDOR SEDAN 51A-56786 KIT 150.00
1934 1934 TUDOR SEDAN & VICTORIA 40-56786 KIT 95.00		



FORDOR SEDAN REAR DOOR WINDOW KITS COMPLETE FOR BOTH SIDES INCLUDE REAR QUARTER WINDOW CHANNELS WHEN APPLICABLE

1932 FORDOR SEDAN B-56791 KIT 95.00	1935-36 FORDOR SEDAN RUBBER BUMPERS ON GARNISH MOLDINGS AND DOORS 48-56791-A KIT 150.00	1939-40 FORDOR SEDAN 91A-56791 KIT 150.00
1933 FORDOR SEDAN 18-56791 KIT 95.00	1935-36 FORDOR SEDAN FELT STRIPS ON GARNISH MOLDINGS AND DOORS 48-56791-B KIT 150.00	1941-42 FORDOR SEDAN 11A-56791 KIT 150.00
1934 FORDOR SEDAN WITH FRONT MOUNT HANDLES ON FRONT DOORS 40-56791-F KIT 95.00	1937-38 FORDOR SEDAN 78-56791 KIT 150.00	1946-48 FORDOR SEDAN 51A-56791 KIT 150.00
1934 FORDOR SEDAN WITH CENTER MOUNT HANDLES ON FRONT DOORS 40-56791-C KIT 95.00		

COUPE REAR ROLL DOWN WINDOW KITS


1932-34 3 & 5-WINDOW COUPES A-46108 KIT 50.00
1935-36 3 & 5-WINDOW COUPES 48-46108 KIT 50.00

PICKUP DOOR WINDOW CHANNEL KITS

1932-34 B-45983-PU KIT 125.00
1935-37 RUBBER BUMPERS ON GARNISH MOLDINGS AND DOORS 50-45983-PU-A KIT 150.00
1935-37 FELT STRIPS ON GARNISH MOLDINGS AND DOORS 50-45983-PU-B KIT 150.00

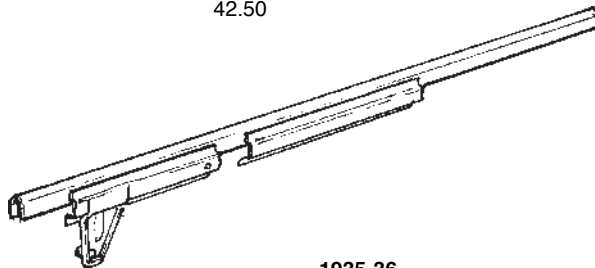
1938-39 81C-45983-PU KIT 150.00
1940-41 01C-45983-PU KIT 150.00
1942-47 21C-45983-PU KIT 150.00
1938-40 CAB-OVER 81W-45983 KIT 150.00
1941-47 CAB-OVER 11W-45983 KIT 150.00

DOOR GLASS METAL CHANNEL



FRONT DOOR WINDOW CHANNELS

1932		1934		1937-39	
1932 5-WINDOW COUPE & FORDOR RIGHT SIDE B-45962 EACH	31.00	1934 ALL COUPES & FORDOR RIGHT SIDE 40-45962-B EACH	42.50	1937-39 COUPE & FORDOR RIGHT SIDE 78-45962 EACH	42.50
LEFT SIDE B-45963 EACH	31.00	LEFT SIDE 40-45963-B EACH	42.50	LEFT SIDE 78-45963 EACH	42.50
1932 3-WINDOW COUPE RIGHT SIDE 18-45962 EACH	42.50	1934 TUDOR SEDAN RIGHT SIDE 40-55962-B EACH	42.50	1937-39 TUDOR SEDAN RIGHT SDE 78-55962 EACH	42.50
LEFT SIDE 18-45963 EACH	42.50	LEFT SIDE 40-55963-B EACH	42.50	LEFT SIDE 78-55963 EACH	42.50
1932 TUDOR SEDAN RIGHT SIDE B-55962 EACH	42.50			1940	
LEFT SIDE B-55963 EACH	42.50			1940 COUPE & FORDOR RIGHT SIDE 01A-45962 EACH	42.50
				LEFT SIDE 01A-45963 EACH	42.50
				1940 TUDOR SEDAN RIGHT SIDE 01A-55962 EACH	42.50
				LEFT SIDE 01A-55963 EACH	42.50
				1941-48	
				1941-48 FORDOR SEDAN RIGHT SIDE 11A-45962 EACH	42.50
				LEFT SIDE 11A-45963 EACH	42.50
				1941-48 COUPE & TUDOR SEDAN RIGHT SIDE 11A-55962 EACH	42.50
				LEFT SIDE 11A-55963 EACH	42.50

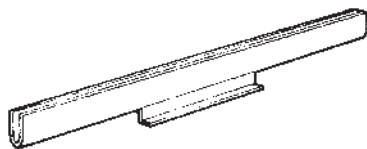


TUDOR SEDAN REAR QUARTER WINDOW CHANNELS

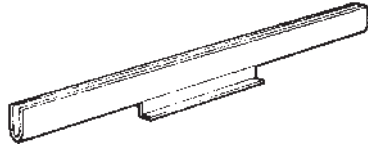
1932 TUDOR SEDAN RIGHT SIDE B-56787-A EACH	42.50	1934-40 TUDOR SEDAN RIGHT SIDE 48-56787 EACH	42.50
LEFT SIDE B-56788-A EACH	42.50	LEFT SIDE 48-56788 EACH	42.50
1933 TUDOR SEDAN RIGHT SIDE B-56787-B EACH	42.50	1941-48 TUDOR SEDAN RIGHT SIDE 11A-56787 EACH	42.50
LEFT SIDE B-56788-B EACH	42.50	LEFT SIDE 11A-56788 EACH	42.50

REAR WINDOW CHANNELS

1932-34 B-47106 EACH	10.00
1935-36 CPE, 35-40 SED DEL. 48-724220 EACH	INQUIRE



DOOR GLASS METAL CHANNEL



FORDOR SEDAN REAR DOOR WINDOW CHANNELS

1932-34 FORDOR SEDAN RIGHT SIDE B-56789 EACH	42.50
LEFT SIDE B-56790 EACH	42.50
1935-36 FORDOR SEDAN RIGHT SIDE 48-56789 EACH	42.50
LEFT SIDE 48-56790 EACH	42.50

1937-40 FORDOR SEDAN RIGHT SIDE 78-56789 EACH	42.50
LEFT SIDE 78-56790 EACH	42.50
1941-48 FORDOR SEDAN RIGHT SIDE 11A-56789 EACH	42.50
LEFT SIDE 11A-56790 EACH	42.50

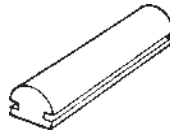
PICKUP WINDOW CHANNELS

1932-34 PICKUP RIGHT SIDE 46-55963 EACH	42.50
LEFT SIDE 46-55963 EACH	42.50
1935-37 PICKUP RIGHT SIDE 77-55962 EACH	42.50
LEFT SIDE 77-55963 EACH	42.50
1938-42 PICKUP RIGHT SIDE 81C-55962 EACH	42.50
LEFT SIDE 81C-55963 EACH	42.50



DOOR GLASS TO CHANNEL RETAINER AND GLASS TO BODY SEAL

1932-38 WITH ROLL-UP WINDOWS B-45968 KIT FOR 2 DOORS	10.00
---	-------



DOOR GLASS BUMPERS

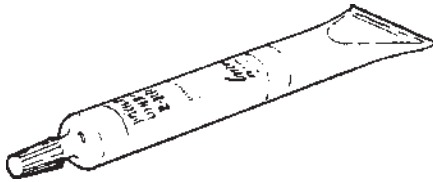
1932-35 (ROUNDED) B-7021452 SET OF 5	3.00
1932-35 (ANGLED) B-7021444 SET OF 5	3.00
1932-35 CABRIOLET & CONVERTIBLE SEDAN 48-7821444 EACH	1.00



DOOR BUMPERS

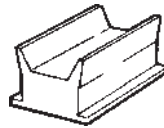
HIGHEST QUALITY MOLDED RUBBER

1932 VICTORIA & B-400 1932 & 34 SEDAN DELIVERY 1935-36 CONVERTIBLE SEDAN B-191442-B EACH	3.00
1932-36 PASSENGER 1932-47 PICKUP B-46440 EACH	3.00
1937-48 PASSENGER 78-702610 EACH	3.00
1932-39 WAGON & CONVERTIBLE SEDAN B-151444 EACH	3.00
1941-48 COUPE & SEDAN FITS IN UPPER CORNER 11A-7023030-B PAIR	5.00



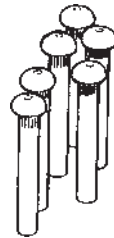
3M GENERAL TRIM ADHESIVE

COLORLESS 3M-08080 23 3/4 fl. oz.	15.00
--------------------------------------	-------



WINDOW STOP CUSHION

1932-34 B-7021580 EACH	2.00
---------------------------	------



DOOR HINGE PINS

HARDENED STEEL, KNURLED SHANK LIKE ORIGINAL. NEED TO BE CUT TO LENGTH FOR SOME APPLICATIONS. 1932 ROADSTER & PHAETON B-201167-S EACH	3.00
1932-48 EXCEPT 32 ROADSTER & PHAETON B-201167-A EACH	3.00
1932-48 .070 OVERSIZE B-201167-OSS EACH (STAINLESS)	8.00
STAINLESS STEEL B-201167 -SS EACH	3.50



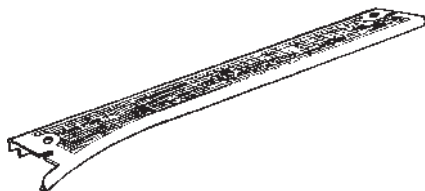

1940 CONVERTIBLE DOOR CATCH BUMPER KIT

8 PIECE KIT FOR BOTH DOORS 01A-702610 SET	10.00
--	-------

DOOR SCUFF PLATES

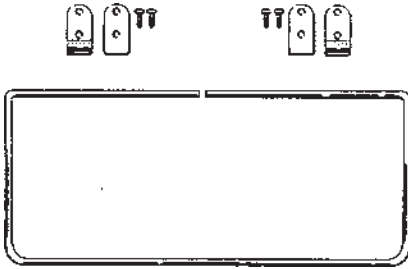


1932		1935-36		1938-39	
ROADSTER STAINLESS STEEL B-701138-1 PAIR	56.00	3-WINDOW COUPE, TUDOR SEDAN, CABRIOLET ALUMINUM 48-7013250/1 PAIR	250.00	TUDOR SEDAN, CONVERTIBLE COUPE RUBBER IN STAINLESS 81A-762650/1 PAIR	98.50
ROADSTER ZINC AS ORIGINAL B-701138-2 PAIR	65.00	5-WINDOW COUPE & ROADSTER FORDOR (FRONT), PHAETON (FRONT) ALUMINUM 48-7713250/1 PAIR	250.00	COUPES, SEDAN DELIVERY, FORDOR SEDAN (FRONT) RUBBER IN STAINLESS 81A-732650/1 PAIR	98.50
3-WINDOW COUPE STAINLESS STEEL B-701238-1 PAIR	65.00	CONVERTIBLE SEDAN (FRONT) 48-7413250/1 PAIR	250.00	1938 PHAETON (FRONT), CONVERTIBLE SEDAN (FRONT) RUBBER IN STAINLESS 81A-742650/1 PAIR	98.50
3-WINDOW COUPE ZINC AS ORIGINAL B-701238-2 PAIR	65.00	CONVERTIBLE SEDAN (REAR) 48-7413262/3 PAIR	250.00	FORDOR SEDAN (REAR) RUBBER IN STAINLESS 81A-702650/1 PAIR	98.50
5-WINDOW COUPE, TUDOR & FORDOR STAINLESS STEEL B-701338-1 PAIR	45.00	FORDOR (REAR), PHAETON (REAR) ALUMINUM 48-7313262/3 PAIR	250.00	1938 PHAETON (REAR), CONVERTIBLE SEDAN (REAR) RUBBER IN STAINLESS 81A-744250/1 PAIR	98.50
5-WINDOW COUPE, TUDOR & FORDOR ZINC AS ORIGINAL B-701338-2 PAIR	65.00			1939 MERCURY SCUFF PLATES WITH LOWER DOOR SEAL 99A-7013250/1 PAIR	120.00
				1940	
				TUDOR SEDAN, CONVERTIBLE RUBBER IN STAINLESS 01A-6613200/1 PAIR	98.50
				COUPE, SEDAN DELIVERY, FORDOR SEDAN (FRONT) RUBBER IN STAINLESS 01A-7313200/1 PAIR	98.50
				FORDOR SEDAN (REAR) RUBBER IN STAINLESS 01A-7313262/3 PAIR	98.50
				MERCURY TUDOR & CONVERTIBLE 09A-7013250/51 PAIR	98.50
				1941-48	
				SEDAN COUPE, COUPE WITH BACK SEAT, TUDOR SEDAN, CONVERTIBLE STAINLESS STEEL 11A-7013250/1-B PAIR	75.00
				BUSINESS COUPE, SEDAN DELIVERY, FORDOR SEDAN (FRONT) STAINLESS STEEL 11A-7313250/1-A PAIR	75.00
				FORDOR SEDAN (REAR) STAINLESS STEEL 11A-7313262/3-B PAIR	75.00
1933-34		1937			
TUDOR SEDAN & 3-WINDOW COUPE ZINC 40-7013250/1 PAIR	250.00	CLUB COUPE & TUDOR SEDAN ALUMINUM 78-702650/1-B PAIR	250.00		
5-WINDOW COUPE & FORDOR FRONT ZINC 40-7713250/1 PAIR	250.00	ROADSTER, CABRIOLET & CLUB CABRIOLET ALUMINUM 78-712150/1 PAIR	250.00		
ROADSTER & PHAETON (FRONT) ZINC 40-7113250/1 PAIR	250.00	PHAETON (FRONT), CONVERTIBLE SEDAN (FRONT) ALUMINUM 78-742650/1 PAIR	250.00		
CABRIOLET ZINC 40-7613250/1 PAIR	250.00	PHAETON (REAR), CONVERTIBLE SEDAN (REAR) ALUMINUM 78-744250/1 PAIR	250.00		
FORDOR (REAR) ZINC 40-7313262/3 PAIR	250.00	5-WINDOW COUPE, SEDAN DELIVERY, FORDOR SEDAN (FRONT) ALUMINUM 78-732650/1-B PAIR	250.00		
PHAETON (REAR) ZINC 40-7513262/3 PAIR	250.00	FORDOR SEDAN (REAR) ALUMINUM 78-734250/1-B PAIR	250.00		



THESE ARE EXACT COPIES OF ORIGINAL SCUFF PLATES

SUN VISORS



1932 3-WINDOW COUPE
WITHOUT UPHOLSTERY
B-47380-3W PAIR 65.00

1932 CLOSED CAR (SOME 3-WINDOW COUPES)
WITHOUT UPHOLSTERY
B-47380/82 PAIR 60.00

1933-34 STANDARD
WITHOUT UPHOLSTERY
40-47380/82 PAIR 50.00

1935-48
WITHOUT UPHOLSTERY
CHROME 65.00
68-47380-C PAIR 65.00
PAINTED 65.00
68-47380-P PAIR 65.00



SUN VISOR BRACKET AND ARM
1948-52 PICKUP PAINTED 17.50
7C-8104144-P EACH 17.50
CHROME 30.00
7C-8104144-C EACH 30.00

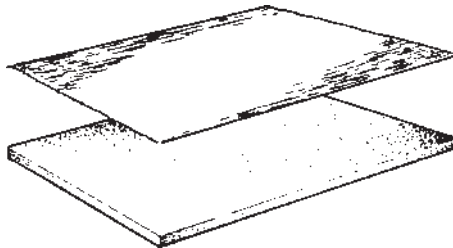
TOP DECK RETAINER

QUALITY RUBBER SEAL THAT SLIPS INTO THE TOP DECK RETAINER MOLDING OR BODY DEPENDING ON YEAR.

1932-34 COUPES B-705018-A EACH 8.95
1932-34 SEDANS B-705018-B EACH 10.00
1935-36 COUPES 48-705018-A EACH 27.50
1935-36 SEDANS 48-705018-B EACH 30.00
1935-36 SEDAN DELIVERY 48-705018-C EACH 25.00

PLEASE INQUIRE ON SPECIFIC VISORS FOR 1932 THRU 1934

TOP DECK MATERIAL



WATERPROOF VINYL COVER, BLACK WITH LONG OR SHORT GRAIN TEXTURE
SHORT GRAIN AS ORIGINAL 54" WIDE B-57319-A PER FOOT INQUIRE
LONG GRAIN 54" WIDE B-57319-B PER FOOT INQUIRE

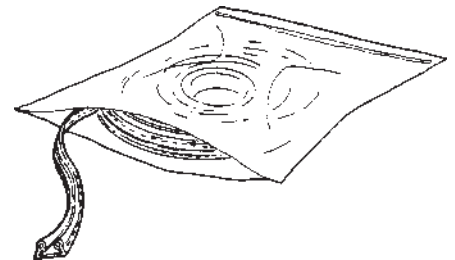
LONG GRAIN, MEDIUM GRADE 63" WIDE B-57319-C PER FOOT 12.00
COTTON PADDING, FITS UNDER TOP MATERIAL, 1/8" THICK 40" WIDE B-47297 PER FOOT INQUIRE
NOTE: FORD USED CHICKEN WIRE TYPE MESH UNDER COTTON PADDING.

TOP DECK RETAINER MOLDING

AN ALUMINUM MOLDING THAT IS NAILED DOWN, OVER THE TOP DECK MATERIAL, YOU WILL NEED TO BEND THIS MOLDING TO CONFORM TO THE TOP DECK SHAPE. THE RUBBER RETAINER LISTED ABOVE SLIPS INTO THIS MOLDING.

1932 - 70" LONG B-705019 EACH 25.00
1933-34 - 70" LONG 40-705019 EACH 25.00

NOTE: COUPES REQUIRE 2 STRIPS, SEDANS REQUIRE 3 STRIPS.

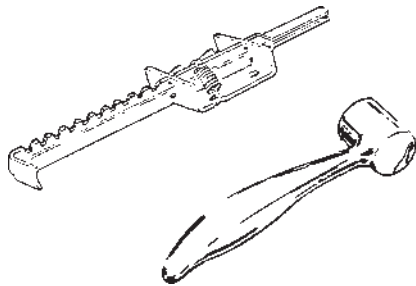


BLACK "HYDEM" WELT
5/8" FOR ATTACHING CLOTH TOPS TO WOOD FRAMES A-36235-C 30' ROLL 9.95

**USE OUR TOLL FREE NUMBER
1-800-532-1932
OR OUR FAX NUMBER
408-866-1934
FOR PLACING YOUR ORDER!**

**FOR INFORMATION PLEASE
CALL
408-378-1935**

WINDOW REGULATOR



SEAT ADJUSTMENT HANDLE, RATCHET AND BRACKET

1932-34 COUPES
1933-34 CABRIOLET & FORDOR

RATCHET ASSEMBLY
B-47875 EACH 85.00

3-HOLE MOUNTING BRACKET
B-47874-AR EACH 15.00

4-HOLE MOUNTING BRACKET
B-47874-BR EACH 15.00

CHROME RELEASE HANDLE
B-47836 EACH 15.00



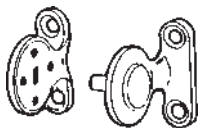
REAR WINDOW SHADE

1932 CLOSED CAR
(EXCEPT 3-WINDOW COUPE)
AVAILABLE IN TAN, BROWN & GREY

BROWN
A-48300-B EACH 49.95

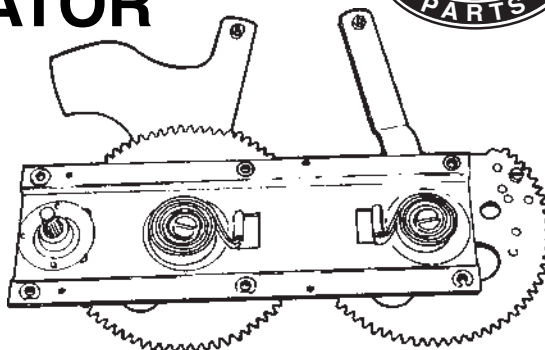
GREY
A-48300-G EACH 49.95

TAN
A-48300-T EACH 49.95



REAR WINDOW SHADE BRACKETS

1932 AND OTHERS
A-48301 PAIR 16.50



WINDOW REGULATOR ASSEMBLY

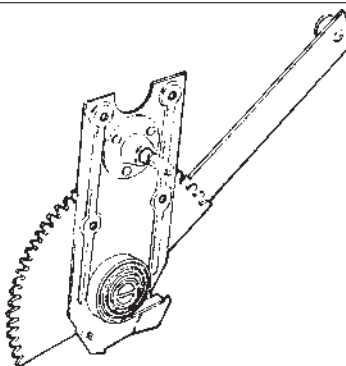
1932-33
RIGHT SIDE
B-702700 EACH 80.00

1932-33
LEFT SIDE
B-702701 EACH 80.00

HEAVY-DUTY CONSTRUCTION
CADMIUM PLATED

1934
RIGHT SIDE
40-702700-B EACH 80.00

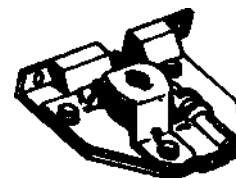
1934
LEFT SIDE
40-702701-B EACH 80.00



PICKUP WINDOW REGULATOR

1932-34 COMMERCIAL
RIGHT HAND
A-48106-A EACH 42.00

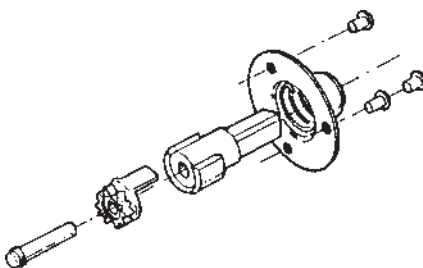
1932-34 COMMERCIAL
LEFT HAND
A-48105-A EACH 42.00



1941-48 N.O.S. VENT WINDOW REGULATORS

11A-7043400/1 PPAIR 150.00

1941-48 VENT WINDOW REGULATOR
REPAIR KIT
11A-7043402-GR KIT FOR 1 WINDOW 36.75



WINDOW REGULATOR REPAIR KIT

1932-34 ALL (6 TOOTH)
18-48105-BRK EACH 35.00

1935-39 ALL
48-48105-CRK EACH 30.00


1940-48 ALL
01A-48105-DRK EACH 27.50

1941-48 VENT WINDOW REGULATOR
REPAIR KIT
11A-7043402-GR KIT FOR 1 WINDOW 30.00


YOUR SOURCE FOR WINDOW REGULATORS!

WE HAVE AN EXTREMELY LARGE SELECTION OF N.O.S. WINDOW REGULATORS. PLEASE INQUIRE!

DOOR PULLS, LOCKS



1933 DOOR PULL HANDLES
PRECISE DUPLICATE. HEAVY CHROME
PLATING.
40-702420-A PAIR 80.00

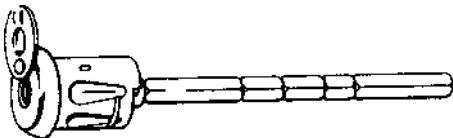


1934-35 DOOR PULL STRAPS
WITH NICKEL PLATED BRACKETS AS
ORIGINAL
40-702420 PAIR 50.00



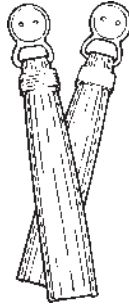
DOOR LOCK CYLINDER & KEYS
1932-48 PICKUP
B-7121984 EACH 20.00

**ASK ABOUT ORIGINAL
CYLINDERS**




DOOR LOCK CYLINDERS
1935-41 INDENTED CIRCLE W/RAISED
NOTCH
48-702302 EACH 35.00
1942-48 FLIPPER HAS RAISED TEARDROP
NOTCH
21A-702302 EACH 35.00

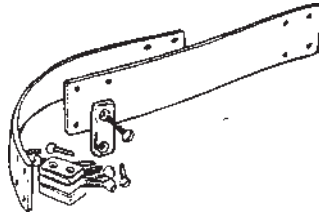
DOOR CHECK STRAPS



DOOR ASSIST STRAPS WITH BRACKETS
GRAB TO ASSIST IN GETTING IN THE BACK
SEAT.
TAN
A-162598-TN PAIR 75.00
GRAY
A-162598-GY PAIR 85.00



ADJUSTABLE DOOR-CHECK BRACKET
1932 3-WINDOW COUPE
1933-36 ROADSTER & PHAETON
1933-34 ALL CLOSED CARS
B-162592-S EACH 3.00



LEATHER DOOR CHECK STRAP KIT
WITH STAINLESS STEEL BRACKETS
1932 ROADSTER & PHAETON
A-702828-S PAIR 22.50

**WE HAVE A FEW N.O.S.
KEY BLANKS**



ORIGINAL STYLE KEY BLANKS (REPRO)
AVAILABLE AS ORIG WITH "HURD" SCRIPT
OR ORIG SHAPE WITH "DRAKE" SCRIPT

1932-38 IGNITION & DOOR LOCK
B-3685-KA "HURD" EACH 5.00
B-3686-KA "DRAKE" EACH 3.00

1932-36 GLOVE BOX & TRUNK
B-7006080 "HURD" EACH 5.00

1939-48 GLOVE BOX & DECK HANDLE
91A-7006080 "HURD" EACH 5.00
B-3686-KC "DRAKE" EACH 3.00

1939-48 IGNITION & DOOR LOCK
91A-3685 "HURD" EACH 5.00
B-3686-KB "DRAKE" EACH 3.00



METAL & CLOTH MOLDED IN RUBBER
1932 3-WINDOW COUPE
1933-36 ROADSTER & PHAETON
1933-34 ALL CLOSED CARS
B-162592 EACH 8.00



LOOP STYLE - MOLDED RUBBER
1932-48
B-162592-L6 EACH 6.00

LOOP STYLE - MOLDED RUBBER
1932-48
B-162592-L7 EACH 6.00

LOOP STYLE - MOLDED RUBBER
1932-48
B-162592-L8 EACH 6.00

LOOP STYLE - MOLDED RUBBER
1932 -48 STATION WAGON (BROWN) **NEW!**
B-151587 PAIR 6 1/8" 25.00
78-794400 PAIR 5 1/8" 25.00
1941-48 STATION WAGON (BROWN)
11A-7923504 PAIR 7 1/8" 25.00



METAL ARM WITH RUBBER CUSHION
1932-48
B-702828 EACH 10.00



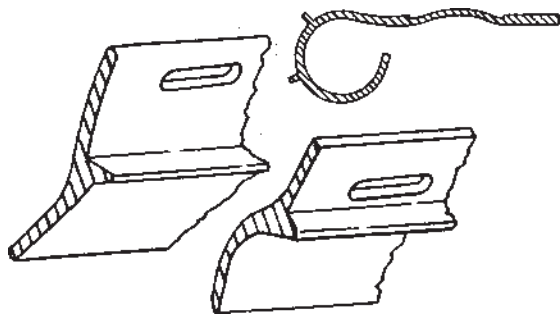
DOOR CHECK STRAP BRACKET
MOUNTS ON DOOR AND BODY
B-42150-B EACH 2.00



DOOR CHECK BUMPERS
1932-34 EXCEPT 3-W
B-702828-R ROUND EACH 3.00
1932-48 EXCEPT 3-W
B-702828-BU PAIR 3.00

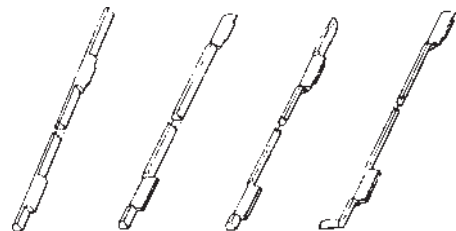
DOOR SEALS

LOWER DOOR SEAL KITS



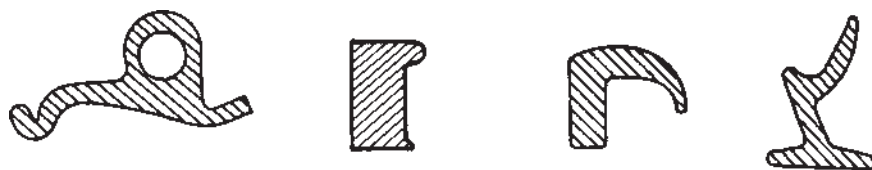
1932 COUPE AND TUDOR SEDAN 40-701980 PAIR	25.00	1938-39 COUPE & TUDOR SEDAN 81A-701980 PAIR	25.00
1932 FORDOR SEDAN 40-731980 KIT	35.00	1938-39 FORDOR SEDAN & CONVERTIBLE SEDAN 81A-731980 KIT	35.00
1932 ROADSTER B-35702 PAIR	15.00	1940 COUPE & TUDOR SEDAN 01A-701980 PAIR	25.00
1932 PHAETON B-36536 KIT	25.00	1940 FORDOR SEDAN 01A-731980 KIT	35.00
1933-34 COUPE, ROADSTER & TUDOR SEDAN 40-701980 PAIR	25.00	1938-40 STATION WAGON COMPLETE KIT FOR ALL 4 DOORS 01A-791980 KIT	35.00
1933-34 PHAETON & FORDOR SEDAN 40-731980 KIT	35.00	1941-48 COUPE, TUDOR SEDAN & CONVERTIBLE COUPE 11A-701980 PAIR	25.00
1935-36 COUPE, ROADSTER & TUDOR SEDAN 48-701980 PAIR	25.00	1941-48 FORDOR SEDAN 11A-731980 KIT	35.00
1935-36 TOURING & FORDOR SEDAN 48-731980 (BONDED) KIT	35.00	1932-34 PICKUP B-80230 PAIR	12.00
1935-36 5W, SEDAN DELIVERY 48-731981 (BONDED) KIT	25.00	1935-36 PICKUP 40-701980 PAIR	25.00
1937 COUPE & TUDOR SEDAN 78-701980 PAIR	25.00	1937-47 PICKUP B-80230 PAIR	12.00
1937 TOURING & FORDOR SEDAN 78-731980 KIT	35.00		

DOOR HINGE SEAL KITS




1935-36 ALL BODY STYLES 48-701884/5 PAIR	20.00
1937 ALL CLOSED CARS 78-701884/5 PAIR	20.00
1937-40 ALL CONVERTIBLES 78-711686/7 PAIR	20.00
1938-40 ALL CLOSED CARS 81A-701884/5 PAIR	20.00
1941-48 ALL CLOSED CARS 11A-7020456/7 PAIR	20.00
1941-48 ALL CONVERTIBLES 11A-7620456/7 PAIR	20.00

UPPER DOOR SEAL KITS



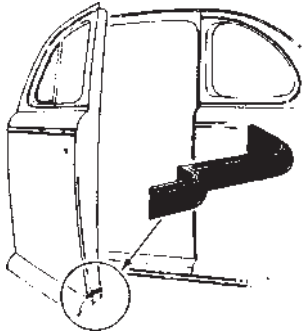
1932 3 WINDOW COUPE 40-7043724-AS KIT	20.00	1937-48 COUPE & TUDOR SEDAN 9 FEET 78-7043724-AS KIT	20.00
1933-34 COUPE & TUDOR SEDAN 40-7043724-AS KIT	20.00	1937-48 FORDOR SEDAN, 12 FEET 78-7043724-BS KIT	25.00
1933-34 FORDOR SEDAN 40-7043724-BS KIT	40.00	1937-48 SPECIAL CUT LENGTHS 78-7043724-C PER FOOT	1.50
1935-36 COUPE & TUDOR SEDAN 48-7043724-AS KIT BONDED CORNERS 48-731942/3 KIT	20.00 400.00	1939-40 MERCURY COUPE 99A-7220530 KIT	50.00
1935-36 FORDOR SEDAN 48-7043724-BS KIT BONDED CORNERS 48-733542/3 KIT	20.00 50.00		

1932-33 CLOSED CAR UPPER DOOR WINDOW SEAL
A-45983 6 FEET 15.00



LOWER DOOR SEAL RETAINER
1932-34 & 37-47 PICKUPS
7C-8120712-PR PAIR 8.00

DOOR SEALS



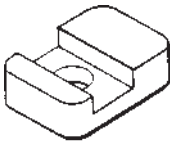
**1941-48 ALL BODY STYLES
LOWER BACK-EDGE DOOR SEAL**
FRONT & REAR DOORS
11A-7020548 PAIR

8.00



**STATION WAGON TAIL GATE
SUPPORT ROD ANTI-RATTLERS**
1940-48 FORD, '41-48 MERC
01A-7944412 PAIR

7.50



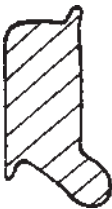
STATION WAGON TAIL GATE BUMPERS

1939-41 STATION WAGON
91A-7943916 PAIR

20.00

1942-48 STATION WAGON
21A-7943916 PAIR

20.00



1941-48 DOOR BACK EDGE SEAL

1941-48 CONVERTIBLE
11A-7620546 KIT


20.00

1941-48 COUPE & TUDOR SEDAN
11A-7020546 KIT

20.00

1941-48 FORDOR SEDAN
11A-7320546 KIT

25.00



1940-48 STATION WAGON DOOR SEAL KIT
KIT INCLUDES SEALS FO ALL 4 DOORS

21A-791980 KIT

55.00

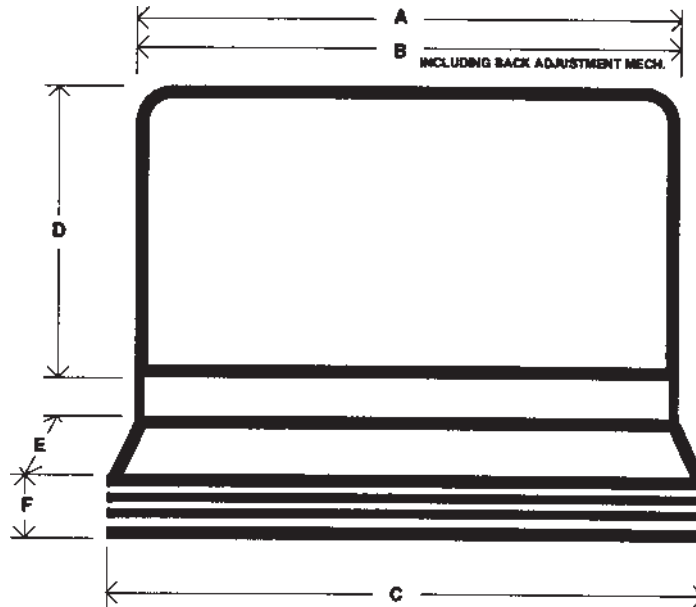
STREET ROD SEATS

CUSTOM STREET ROD BENCH SEATS

AVAILABLE FRAME ONLY, FRAME & FOAM,
UPHOLSTERED IN POPULAR PLEATED, SC
OR GT STYLES, IN VINYL, FABRIC,
LEATHER, CUSTOMER'S OWN
MATERIALS OR ANY COMBINATION.

TUBULAR STEEL CONSTRUCTION, SEAT
BASE & BACK SUPPORT SPRINGS,
POWDER COATED FINISH, LIFT-UP GAS
PISTON ASSISTED SEAT BASE, RECLINING
SEAT BACK ALSO TILTS FORWARD.

WE ARE CARRYING OF GLIDE SEATS - PLEASE INQUIRE!



ASK

#1

#2

AH

YEAR	DESCRIPTION	A	B	C	D	E	F
1928-34	REAR BENCH	41"	42"	42"	25 1/2"	22"	4"
1928-31	PICKUP	41"	42"	37"	25 1/2"	22"	6"
1935-41	PICKUP	49 1/4"	50 1/4"	45 1/2"	25 1/2"	22"	4"
1928-31	ROADSTER / COUPE	41"	42"	37"	25 1/2"	22"	4"
1932-34	CHOPPED RDSTR / COUPE	43"	44"	39"	25 1/2"	22"	4"
1932-34	ROADSTER / COUPE	43"	44"	39"	27"	22"	6"
1928-31	4 DOOR / 2 DOOR	43"	44"	39"	27"	22"	6"
1940	COUPE / 2 & 4 DOOR	INQUIRE					



LOWER DOOR SEAL RETAINER CHANNEL
STAINLESS STEEL
1941-48 CLUB COUPE, TUDOR,
CONVERTIBLE & SPORTSMAN
11A-7013224/5 PAIR 80.00


1941-48 (FRONT) BUSINESS COUPE,
SEDAN DELIVERY
11A-7313224/5 PAIR 80.00

1941-48 (REAR) FORDOR
11A-7317252/3 PAIR 80.00

USE OUR TOLL FREE NUMBER
1-800-532-1932
OR OUR FAX NUMBER
408-866-1934
FOR PLACING YOUR ORDER!

FOR INFORMATION PLEASE
CALL
408-378-1935

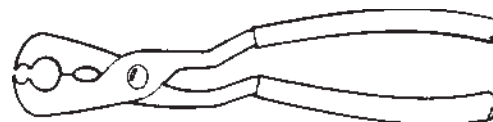
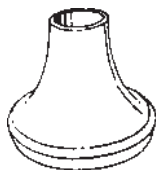
SEAT SPRINGS



ASK #1 #2 AH

FRONT SEAT - BOTTOM SPRING
SEAT SPRING PRICES ARE FLUCTUATING,
PLEASE CALL FOR CURRENT PRICING

1932		1933-34 (CONTINUED)		1935-36 (CONTINUED)	
5-WINDOW COUPE B-58313 EACH	235.00	FORDOR SEDAN 40-58528 EACH	179.00	CLUB CABRIOLET 48-58625 EACH	173.00
3-WINDOW COUPE B-58309 EACH	160.00	VICTORIA, (2 REQUIRED) 40-58944 EACH	96.00	CONVERTIBLE SEDAN 48-58911 EACH	163.00
TUDOR SEDAN (2 REQUIRED) B-58404 EACH	114.00	ROADSTER 40-58112 EACH	245.00	1937	
FORDOR SEDAN B-58524 EACH	165.00	PHAETON 40-58718 EACH	245.00	TUDOR SEDAN 78-58416 EACH	309.00
VICTORIA (2 REQUIRED) B-58940 EACH	114.00	CABRIOLET 40-58612 EACH	178.00	PHAETON 78-58726 EACH	173.00
ROADSTER B-58108 EACH	159.00			1938	
PHAETON B-58714 EA5	159.00	1935-36		CABRIOLET 81A-58630 EACH	186.00
CABRIOLET B-58608 EACH	159.00	3-W & 5-W COUPES 48-58321 EACH	215.00	CLUB CONVERTIBLE COUPE & CONVERTIBLE SEDAN 81A-58141 EACH	413.00
B-400 (2 REQUIRED) B-58907 EACH	114.00	TUDOR SEDAN (2 REQUIRED) 48-58412 EACH	156.00	1939	
		FORDOR SEDAN 48-58532 EACH	170.00	CONVERTIBLE COUPE 91A-58128 EACH	711.00
1933-34		ROADSTER 48-58116 EACH	260.00	CONVERTIBLE SEDAN 91A-58915 EACH	420.00
3-WINDOW & 5-WINDOW COUPE 40-58317 EACH	177.00	PHAETON 48-58722 EACH	171.00	1940 CONVERTIBLE 01A-58919 EACH	561.00
TUDOR SEDAN (2 REQUIRED) 40-58408 EACH	99.00	1936 CABRIOLET 48-58620 EACH	272.00	1941 CONVERITBLE 11A-58161 EACH	520.00
1934 TUDOR SEDAN ONE PIECE 40-58408-34 EACH	233.00			1942-48 CONVERTIBLE 21A-58926 EACH	520.00



OPERA SEAT BUMPERS
REAR SEAT LEG BUMPERS
1940-41 OPERA COUPE
01A-6760712 PAIR

20.00




HOG RING PLIERS
DROP-FORGED
X-163599

22.50

UPHOLSTERY HOG RING KIT

1932-48 (MEDIUM SIZE)
B-162599-A50 PKG. OF 50 5.00
1932-48 (LARGE SIZE)
B-162599-B50 PKG. OF 50 5.00

SEAT SPRINGS

ASK #1  #2  AH 

1932

5-WINDOW COUPE B-58314 EACH	139.00
3-WINDOW COUPE B-58310 EACH	139.00
TUDOR SEDAN (2 REQUIRED) B-58405 EACH	96.00
VICTORIA (2 REQUIRED) B-58941 EACH	96.00
FORDOR SEDAN B-58525 EACH	162.00
ROADSTER B-58109 EACH	141.00
PHAETON B-58715 EACH	148.00
CABRIOLET B-58609 EACH	140.00
B-400 (2 REQUIRED) B-58908 EACH	96.00

1933-34

5-W COUPE 40-58318 EACH	237.00
3-W COUPE 40-58318-3 EACH	158.00]
TUDOR SEDAN (2 REQUIRED) 40-58409 EACH	99.00
1934 TUDOR SEDAN ONE PIECE 40-58409-34 EACH	233.00
FORDOR SEDAN 40-58529 EACH	180.00

FRONT SEAT - BACKREST SPRING

1933-34 (CONT'D.)

VICTORIA (2 REQUIRED) 40-58945 EACH	95.00
ROADSTER 40-58113 EACH	156.00
PHAETON 40-58719 EACH	157.00
CABRIOLET 40-58613 EACH	170.00
1935-36	
3-W & 5-W COUPES 48-58322 EACH	168.00
1936 3W & 5W COUPE 48-58322-36 EACH	152.00
TUDOR SEDAN (2 REQUIRED) 48-58409 EACH	156.00
FORDOR SEDAN 48-58533 EACH	164.00
ROADSTER 48-58118 EACH	165.00
PHAETON 48-58723 EACH	140.00
1936 CABRIOLET 48-58622 EACH	168.00
1936 CLUB CABRIOLET 48-58626 EACH	173.00
CONVERTIBLE SEDAN 48-58912 EACH	160.00

1937

5 WINDOW COUPE 78-58323 EACH	INQUIRE
TUDOR SEDAN 78-58417 EACH	153.00
PHAETON 78-58727 EACH	162.00

1938

CLUB CONVERTIBLE COUPE 81A-58629 EACH	INQUIRE
CONVERTIBLE SEDAN 81A-58142 EACH	270.00

1939

CONVERTIBLE COUPE, LEFT 91A-58129-L EACH	154.00
CONVERTIBLE COUPE, RIGHT 91A-58129-R EACH	154.00
CONVERTIBLE SEDAN 91A-58916 EACH	329.00

1940 CONVERTIBLE (2 REQUIRED) 01A-58920 EACH	153.00
--	--------

1941 CONVERTIBLE (2 REQUIRED) 11A-58162 EACH	155.00
--	--------

1942-48 CONVERTIBLE (2 REQUIRED) 21A-58925 EACH	155.00
---	--------

REAR SEAT - BOTTOM SPRING

1932

TUDOR SEDAN B-58406 EACH	158.00
FORDOR SEDAN B-58526 EACH	158.00
VICTORIA B-58942 EACH	482.00
PHAETON B-58716 EACH	166.00
B-400 B-58909 EACH	482.00

1933-34

TUDOR SEDAN 40-58410 EACH	306.00
VICTORIA 40-58946 EACH	303.00

1933-34 (CONT'D.)

PHAETON 40-58720 EACH	544.00
FORDOR SEDAN 40-58530 EACH	306.00
1935-36	
TUDOR SEDAN FLAT 48-58414 EACH	318.00
WITH HUMP 48-58913-H EACH	485.00
PHAETON 48-58724 EACH	485.00
CLUB CABRIOLET 48-58627 EACH	171.00
CONVERTIBLE SEDAN FLAT 48-58913 EACH	280.00
WITH HUMP 48-58913-H EACH	485.00

1937 TUDOR SEDAN 78-58418 EACH	574.00
--	--------

1938 CLUB CONVERTIBLE COUPE, CONVERTIBLE SEDAN 81A-58143 EACH	789.00
--	--------

1939 CONVERTIBLE SEDAN 91A-58917 EACH	555.00
---	--------

1940 CONVERTIBLE 01A-58921 EACH	371.00
---	--------

1941 CONVERTIBLE 11A-58163 EACH	556.00
---	--------

1942-48 CONVERTIBLE 21A-58923 EACH	595.00
--	--------



SEAT SPRINGS

ASK #1 #2 AH

REAR SEAT - BACKREST SPRING

1932		1933-34 (CONTINUED)			
TUDOR SEDAN B 58407 EACH	157.00	VICTORIA 40-58947 EACH	318.00	1937 TUDOR SEDAN 78-58419 EACH	452.00
FORDOR SEDAN B-58527 EACH	157.00	PHAETON 40-58721 EACH	166.00	1938 CONVERTIBLE SEDAN 81A-58144 EACH	232.00
VICTORIA B-58943 EACH	248.00	1935-36		1939 CONVERTIBLE SEDAN 91A-58918 EACH	332.00
PHAETON B-58717 EACH	157.00	TUDOR SEDAN 48-58415 EACH	231.00	1940 CONVERTIBLE 01A-58922 EACH	621.00
B-400 B-58910 EACH	171.00	CLUB CABRIOLET 48-58628 EACH	164.00	1941 CONVERTIBLE 11A-58164 EACH	645.00
1933-34		PHAETON 48-58725 EACH	148.00	1942-48 CONVERTIBLE 21A-58924 EACH	525.00
TUDOR SEDAN 40-58411 EACH	157.00	CONVERTIBLE SEDAN 48-58914 EACH	160.00		
FORDOR SEDAN 40-58531 EACH	318.00				

RUMBLE SEAT - BOTTOM SPRING




RUMBLE SEAT - BACKREST SPRING

1932	
3-WINDOW COUPE B-58311 EACH	135.00
ROADSTER AND 5-WINDOW COUPE B-58110 EACH	135.00
CABRIOLET B-58610 EACH	135.00
1933-34	
3 AND 5-WINDOW COUPE 40-58319 EACH	165.00
ROADSTER 40-58114 EACH	165.00
CABRIOLET 40-58614 EACH	156.00
1935-36	
3 AND 5-WINDOW COUPE 48-58323 EACH	159.00
ROADSTER & CABRIOLET 48-58119 EACH	159.00
1939	
CONVERTIBLE COUPE W/RUMBLE 91A-58130 EACH	262.00

1932	
3-WINDOW COUPE B-58312 EACH	209.00
ROADSTER & 5-WINDOW COUPE B-58111 EACH	184.00
CABRIOLET B-58611 EACH	184.00
1933-34	
3 AND 5-WINDOW COUPE 40-58320 EACH	188.00
ROADSTER 40-58115 EACH	188.00
CABRIOLET 40-58615 EACH	188.00
1935-36	
3 AND 5-WINDOW COUPE 48-58324 EACH	190.00
ROADSTER & CABRIOLET 48-58120 EACH	190.00
1939	
CONVERTIBLE COUPE W/RUMBLE 91A-58131 EACH	222.00

SEAT SPRINGS (CONT'D.)

PICKUP & COMMERCIAL - BOTTOM SPRING

ASK #1  #2  AH 

1932 PICKUP & COMMERCIAL - LEFT HAND B-58806 EACH 156.00	1933-34 (CONT'D.) 1934 PICKUP & COMMERCIAL 46-58811 EACH 208.00	1935-37 - 1 1/2 TON TRUCK 51-58813-1 1/2 EACH 125.00
PICKUP & COMMERCIAL - RIGHT HAND B-58807 EACH 156.00	PANEL DELIVERY 46-58128-D16 EACH INQUIRE	1940-41 PICKUP 01C-58819 EACH 171.00
1933-34 1934 PICKUP & COMMERCIAL 46-58809 EACH 150.00	1935-37 PICKUP & COMMERCIAL 48-58813 EACH 171.00	1942-47 PICKUP 21C-58823 EACH 267.00

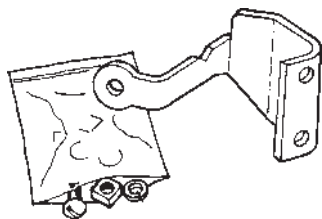
PICKUP & COMMERCIAL - BACKREST SPRING

1932 PICKUP & COMMERCIAL B-58808 EACH 150.00	1933-34 CONT'D. PANEL DELIVERY 46-58130-D16 EACH INQUIRE	1940-41 PICKUP 01C-58820 EACH 276.00
1933-34 1933 PICKUP & COMMERCIAL 46-58810 EACH 150.00	1935-37 PICKUP & COMMERCIAL 50-58814 EACH 277.00	1942-47 PICKUP 21C-58824 EACH 369.00
1934 PICKUP & COMMERCIAL 46-58812 EACH 139.00		

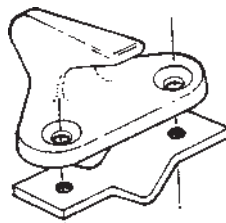
STATION WAGON

1932 FRONT SEAT - BOTTOM SPRING B-58950 EACH 156.00	1935-37 FRONT SEAT - BOTTOM SPRING 48-58970 EACH 244.00	1940 FRONT CUSHION 01A-58972 EACH 697.00
FRONT SEAT - BACKREST SPRING B-58951 EACH 143.00	FRONT SEAT - BACK REST SPRING 48-58971 EACH 218.00	FRONT BACK REST 01A-58973 EACH 266.00
JUMP SEAT - BOTTOM (2 REQ'D.) B-58952 EACH 88.00	MIDDLE CUSHION 48-58980 EACH 159.00	MIDDLE CUSHION 01A-58974-B EACH 216.00
JUMP SEAT - BACKREST (2 REQ'D.) B-58953 EACH 64.00	MIDDLE BACK REST 48-58981 EACH 147.00	MIDDLE BACK REST 01A-58974-C EACH 247.00
REAR SEAT - BOTTOM SPRING B-58954 EACH 218.00	REAR CUSHION 48-58982 EACH 174.00	REAR SEAT - BOTTOM SPRING 01A-58975 EACH 330.00
REAR SEAT - BACKREST SPRING B-58955 EACH 143.00	REAR BACK REST 48-58983 EACH 165.00	REAR SEAT - BACKREST SPRING 01A-58976 EACH 280.00
1933-34 FRONT SEAT - BOTTOM SPRING 40-58960 EACH 148.00	JUMP SEAT - BOTTOM (2 REQ'D.) 48-58984 EACH 109.00	1941-48
FRONT SEAT - BACKREST SPRING 40-58961 EACH 147.00	JUMP SEAT - BACK REST (2 REQ'D.) 48-58985 EACH 71.00	FRONT CUSHION 11A-58992 EACH 621.00
JUMP SEAT - BOTTOM (2 REQ'D.) 40-58962 EACH 98.00	1939 FRONT CUSHION 91A-58986 EACH 176.00	FRONT BACK REST 11A-58993 EACH 297.00
JUMP SEAT - BACKREST (2 REQ'D.) 40-58963 EACH 91.00	FRONT BACK REST 91A-58987 EACH 232.00	MIDDLE CUSHION 11A-58994 EACH 216.00
REAR SEAT - BOTTOM SPRING 40-58964 EACH 171.00	MIDDLE CUSHION 91A-48988 EACH 236.00	MIDDLE BACK REST 11A-58995 EACH 268.00
REAR SEAT - BACKREST SPRING 40-58965 EACH 165.00	MIDDLE BACK REST 91A-58989 EACH 208.00	REAR CUSHION 11A-58996 EACH 314.00
	REAR CUSHION 91A-58990 EACH 229.00	REAR BACK REST 11A-58997 EACH 280.00
	REAR BACK REST 91A-58991 EACH 255.00	

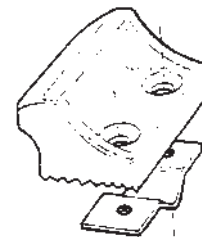
DECK LID STRIKER PLATES



**1932 5-WINDOW COUPE,
SPORT COUPE & ROADSTER**
B-41615 EACH 10.00
1933-34 COUPE & ROADSTER
40-41615 EACH 17.00



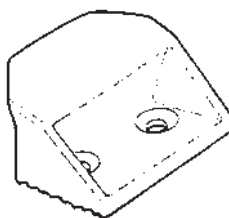
1940 COUPE & CONVERTIBLE
01A-52500-A EACH 35.00



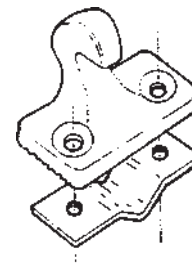
1940 SEDANS
01A-52500-B EACH 35.00



1935-36
48-713780-B EACH 35.00

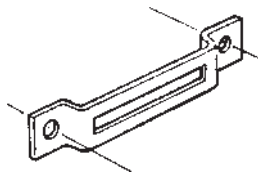


1941 ALL BODIES, 1942-48 SEDANS
11A-52500 EACH 35.00

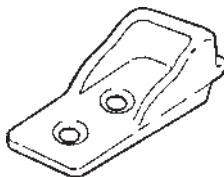


1942-48 COUPES
21A-52500 EACH 35.00

RUMBLE LID STRIKER PLATES



**1932 5-WINDOW COUPE,
SPORT COUPE & ROADSTER**
1933-34 ROADSTER
A-52500-S EACH 5.00

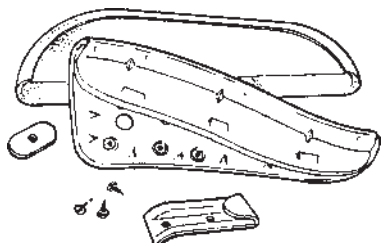


1932 3-WINDOW COUPE
B-765680 EACH 12.50

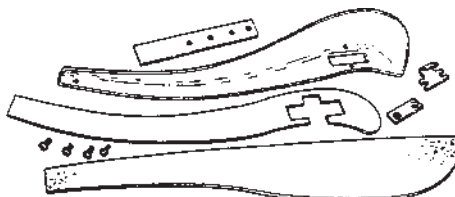


**1933-34 ALL BODIES
EXCEPT ROADSTER**
40-765680 EACH 24.50

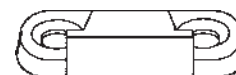
ARM RESTS



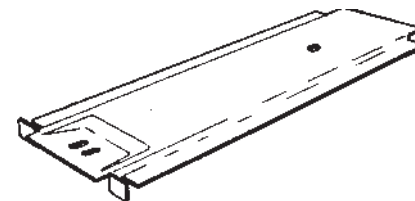
FRONT DOOR ARM REST
COMPLETE WITH PAD AND
MOUNTING HARDWARE 75.00
1932-48 PASSENGER
18-56665-PR PAIR
PADS ONLY
1932-48
18-56665-S PAIR INQUIRE



REAR ARM REST
COMPLETE WITH PAD AND CLIPS,
READY FOR UPHOLSTERY 75.00
1932-48 TUDOR SEDAN,
FORDOR SEDAN & VICTORIA
A-56666 PAIR




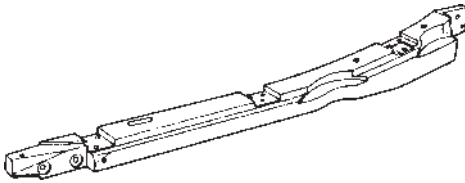
1935-36
48-713780-E EACH 25.00



DECK LID STRIKER SUPPORT
1938-40 SEDANS
01A-41363-A EACH 50.00
1939-40 COUPE & CONVERTIBLE
01A-7744820 EACH 50.00

WOOD -U.S.A.

ASK #1 #2 AH



DOOR PILLARS & DOOR HEADERS

1932 3-WINDOW COUPE DOOR PILLAR	
B-55105-L LEFT EACH	255.50
B-55105-R RIGHT EACH	255.50
1932 3-WINDOW COUPE DOOR HEADER	
B-55106-L LEFT EACH	162.00
B-55106-R RIGHT EACH	162.00
1932 5-WINDOW COUPE DOOR PILLAR	
B-55107-L LEFT EACH	162.00
B-55107-R RIGHT EACH	162.00
1932 5-WINDOW COUPE DOOR HEADER	
B-55108-L LEFT EACH	154.00
B-55108-R RIGHT EACH	154.00

1932 TUDOR SEDAN DOOR HEADER	
B-55109-L LEFT EACH	255.50
B-55109-R RIGHT EACH	255.50
1932 TUDOR SEDAN DOOR PILLAR	
B-55110-L LEFT EACH	166.50
B-55110-R RIGHT EACH	166.50

1933-34 3-W COUPE DOOR PILLAR	
40-55111-L LEFT EACH	261.00
40-55111-R RIGHT EACH	261.00
1933-34 3-W COUPE DOOR HEADER	
40-55112-L LEFT EACH	160.00
40-55112-R RIGHT EACH	160.00

1933 5-W COUPE DOOR HEADER	
40-55113-L LEFT EACH	122.50
40-55113-R RIGHT EACH	122.50
1934 5-W COUPE DOOR HEADER	
40-55114-L LEFT EACH	122.50
40-55114-R RIGHT EACH	122.50

1933 VICTORIA DOOR HEADER	
40-55115-L LEFT EACH	INQUIRE
40-55115-R RIGHT EACH	INQUIRE
1934 VICTORIA DOOR HEADER	
40-55116-L LEFT EACH	INQUIRE
40-55116-R RIGHT EACH	INQUIRE

1933 TUDOR SEDAN DOOR HEADER	
40-55117-L LEFT EACH	255.50
40-55117-R RIGHT EACH	255.50
1934 TUDOR SEDAN DOOR HEADER	
40-55118-L LEFT EACH	255.50
40-55118-R RIGHT EACH	255.50

1933-34 FORDOR SEDAN DOOR HEADER	
40-55119-L LEFT EACH	INQUIRE
40-55119-R RIGHT EACH	INQUIRE

DOOR FILLERS

1932 FORDOR SEDAN DOOR FILLERS	
B-55120 SET	101.50

1933-34 TUDOR SEDAN DOOR FILLERS	
40-55121 SET	110.25
1933-34 FORDOR SEDAN DOOR FILLERS	
40-55122 SET	INQUIRE
1933-34 5-W COUPE DOOR FILLERS	
40-55123 SET	79.00

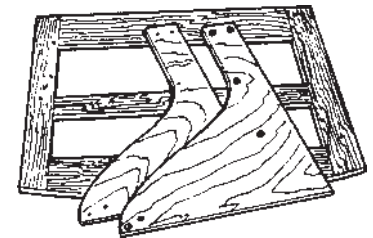
1933-34 ROADSTER & PHAETON FRONT DOOR ASSEMBLY	
40-55221-L or R EACH	INQUIRE

1935-36 ROADSTER & PHAETON FRONT DOOR ASSEMBLY	
48-55221-L or R EACH	INQUIRE

1933-34 PHAETON REAR DOOR ASSEMBLY	
40-55222-L or R EACH	INQUIRE

CLOSED CAR WINDSHIELD HEADERS 1932-33

1932 3-WINDOW COUPE	
B-55101 EACH	77.00
1932 5-WINDOW COUPE, SEDAN DELIVERY, TUDOR & FORDOR SEDAN	
B-55102 EACH	77.00
1933 5-WINDOW COUPE	
B-55104 EACH	INQUIRE



SEAT FRAMES AND PARTS 1932-48

1932 3-WINDOW COUPE BACK & SIDES	
B-55124 EACH	192.50
1932 3-WINDOW COUPE BOTTOM	
B-55125 EACH	108.50

1932 5-WINDOW COUPE BOTTOM	
B-55126 EACH	113.75
1932 5-WINDOW COUPE BACKREST	
B-55126-B EACH	113.75

1932 TUDOR SEDAN REAR BACK	
B-55127 EACH	INQUIRE
1932 FORDOR SEDAN REAR BACK	
B-55128 EACH	INQUIRE
1932 TUDOR & FORDOR REAR BOTTOM	
B-55129 EACH	INQUIRE

1933-34 3-W & 5-W BACK & SIDES	
B-55130/1 SET	INQUIRE
1933-34 3-W & 5-W BOTTOM	
B-55132 EACH	INQUIRE

1933-34 CABRIOLET BACK & SIDES	
40-55133 SET	INQUIRE
1933-34 CABRIOLET BOTTOM	
40-55134 EACH	INQUIRE

1933-34 FORDOR FRONT BOTTOM	
40-55135 EACH	INQUIRE

1933-34 TUDOR FRONT BOTTOM (RIGHT)	
40-55136R EACH	INQUIRE
1933-34 TUDOR FRONT BOTTOM (LEFT)	
40-55136L EACH	INQUIRE

1933 PHAETON FRONT	
40-55137 EACH	INQUIRE
1933-34 PHAETON REAR SEAT BACK	
40-55219 EACH	INQUIRE

1933-34 SEDAN REAR BACK	
40-55138 EACH	INQUIRE

1933-34 ROADSTER BOTTOM	
40-55139 EACH	INQUIRE
1933-34 ROADSTER BACK	
40-55140 EACH	INQUIRE

1933 ROADSTER SEAT RISER	
40-55141 EACH	INQUIRE
1934 ROADSTER SEAT RISER	
40-55142 EACH	INQUIRE


1935-36 COUPE & CABRIOLET UNDER SEAT	
48-55143 EACH	INQUIRE

1935 COUPE BACK & SIDES	
48-55144 EACH	245.00
1935 CABRIOLET BACK & SIDES	
48-55145 EACH	245.00
1935 COUPE & CABRIOLET BOTTOM	
48-55146 EACH	126.00

1936 COUPE BACK & SIDES	
68-55147 EACH	245.00
1936 CABRIOLET BACK & SIDES	
68-55148 EACH	245.00

1936 CABRIOLET SPRING FRAME	
68-55149 EACH	131.25
1936 COUPE SPRING FRAME	
68-55150 EACH	126.00
1936 COUPE & CABRIOLET BOTTOM	
68-55151 EACH	131.25

1941-48 CONVERTIBLE LOWER REAR SEAT SUPPORT	
6A-55152 EACH	INQUIRE



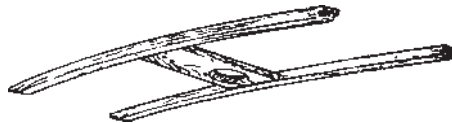
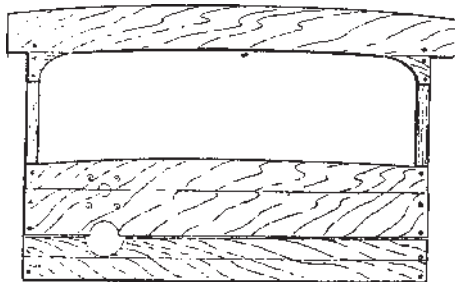
ASK #1 #2 AH

OPEN CAR HEADERS & BOWS 1932-48

1932 ROADSTER; 2 BOWS, 1 HEADER	
B-55150 SET	445.00
1932 CABRIOLET HEADER	
B-55152 EACH	463.00
1932 CABRIOLET REAR BOW	
B-55154 EACH	435.00
1932 PHAETON; 3 BOWS, 1 HEADER	
B-55156 SET	679.00
1933-34 ROADSTER; 2 BOWS, 1 HEADER	
40-55160 SET	463.00
1933-34 CAB; 1 BOW, 2 SIDE PCS, HEADER	
40-55162 SET	655.00
1933-34 PHAETON; 3 BOWS, 1 HEADER	
40-55166 SET	679.00
1935-36 ROADSTER HEADER	
48-55155 EACH	475.00
1935-36 ROADSTER, 1 REAR BOW	
48-55170 EACH	475.00
1935-36 CABRIOLET HEADER	
48-55156 EACH	535.00
1935-36 CABRIOLET, 1 REAR BOW	
48-55172 EACH	499.00

1935-36 CLUB CAB HEADER	
48-55174 EACH	535.00
1935-36 CLUB CAB, 1 REAR BOW	
48-55175 EACH	595.00
1935-36 CLUB CAB, 2 SIDE PCS.	
48-55176 SET	355.00
1935-36 PHAETON HEADER	
48-55177 EACH	475.00
1935-36 PHAETON, 2 BOWS	
48-55178 SET	535.00
1937 ROADSTER HEADER	
78-55157 EACH	583.00
1937 CABRIOLET HEADER	
78-55182 EACH	583.00
1937 CABRIOLET, 1 REAR BOW	
78-55184 EACH	535.00
1937 CLUB CAB HEADER	
78-55186 EACH	583.00
1937 CLUB CAB, 1 REAR BOW	
78-55188 EACH	535.00

1938 CONVERTIBLE HEADER	
81A-55158 EACH	583.00
1938 CONV. COUPE, 1 REAR BOW	
81A-55194 EACH	535.00
1939 CONV. COUPE HEADER	
91A-55159 EACH	595.00
1939 CONV. COUPE, 1 REAR BOW	
91A-55202 EACH	535.00
1939 CONV. SEDAN HEADER	
91A-55204 EACH	583.00
1939 CONV. SEDAN, 1 REAR BOW	
91A-55206 EACH	595.00
1940 CONVERTIBLE HEADER	
01A-55160 EACH	655.00
1940 CONVERTIBLE REAR BOW	
01A-55162 EACH	499.00
1941-48 CONVERTIBLE HEADER	
11A-55161 EACH	535.00
1941 CONVERTIBLE REAR BOW	
11A-55163 EACH	535.00
1942-48 CONVERTIBLE REAR BOW	
21A-55163-B EACH	499.00




REAR WINDOW WOOD - 1932-34

1932 3-WINDOW COUPE	
B-55192 EACH	181.00
1932 5-WINDOW COUPE	
B-55193 EACH	133.00
1932 SEDANS	
B-55194 EACH	101.50
1933 3-WINDOW OR 5 WINDOW COUPE	
40-55195 EACH	181.00
1933 SEDANS & VICTORIA	
40-55199 EACH	141.75
1934 3-WINDOW COUPE OR 5/W COUPE	
40-55197 EACH	181.00

ROOF RIB KITS - 1932-36

1932 3-WINDOW COUPE	
B-55167 KIT (INCLUDES SIDE RAILS)	319.00
1932 5-WINDOW COUPE	
B-55168 KIT (INCLUDES SIDE RAILS)	325.00
1932 TUDOR SEDAN, FORDOR SEDAN & SEDAN DELIVERY	
B-55169 KIT (INCLUDES SIDE RAILS)	395.00
1932 VICTORIA	
B-55172 KIT (INCLUDES SIDE RAILS)	IN-QUIRE
1933-34 3-WINDOW COUPE	
40-55173 KIT	102.00
1933-34 5-WINDOW COUPE	
40-55174 KIT	102.00
1933-34 TUDOR & FORDOR SEDAN	
40-55175 KIT	151.00
1933-34 SEDAN DELIVERY	
40-55177 KIT	INQUIRE
1933 VICTORIA	
40-55178 KIT	INQUIRE
1934 VICTORIA	
40-55179 KIT	INQUIRE
1935-36 3-WINDOW COUPE	
48-55180 KIT	102.00
1935-36 5-WINDOW COUPE	
48-55181 KIT	102.00
1935-36 TUDOR & FORDOR SEDAN	
48-55182 KIT	122.00



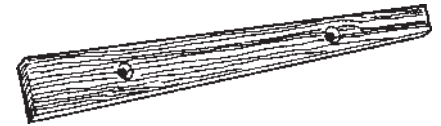
PACKAGE TRAYS - 1932-48

1932 3-WINDOW COUPE (COMPLETE)	
B-55184 EACH	142.00
1933-34 3-WINDOW COUPE	
40-55185 EACH	60.00
1933-34 5-WINDOW COUPE	
40-55186 EACH	INQUIRE
1933-34 CABRIOLEL (COMPLETE)	
40-55187 EACH	INQUIRE
1933-34 ROADSTER	
40-55188 EACH	INQUIRE
1935-36 CABRIOLET (COMPLETE)	
48-55189 EACH	INQUIRE
1939 CONVERTIBLE REAR INSIDE	
91A-55190 EACH	INQUIRE
1941-48 CONVERTIBLE	
11A-55191 EACH	INQUIRE

1936 CONVERTIBLE SEDAN WOOD AVAILABLE. PLEASE INQUIRE.


WOOD -U.S.A.

FINEST QUALITY HARD MAPLE



WINDSHIELD TACK STRIPS - 1933-36

- 1933-34 WINDSHIELD TACK STRIPS
40-55164 PAIR 32.00
- 1935-36 WINDSHIELD TACK STRIPS
48-55165 PAIR 37.00
- 1935-36 CABRIOLET WINDSHIELD FILLER
48-55166 PAIR INQUIRE



TRUNK TOOL COVER BOARDS - 1935-48

- 1935-36 HUMPHACK SEDAN
48-7046106-S PAIR INQUIRE
- 1937-38 COUPE
78-7046106-AS PAIR INQUIRE
- 1937 FASTBACK
78-7046106-BS PAIR INQUIRE
- 1937-38 HUMPHACK
78-7046106-CS PAIR INQUIRE
- 1938-40 SEDAN
81A-7046106-S PAIR INQUIRE
- 1939-40 COUPE & CONVERTIBLE
91A-7046106-S PAIR INQUIRE
- 1941-48
11A-7046106-S PAIR INQUIRE

1933-34 TOOL BOX

- MADE OF WOOD AS ORIGINAL FOR OVER WHEEL WELL
- RIGHT SIDE
40-775900-TBR EACH INQUIRE
- LEFT SIDE
40-775900-TBL EACH INQUIRE

1935-36

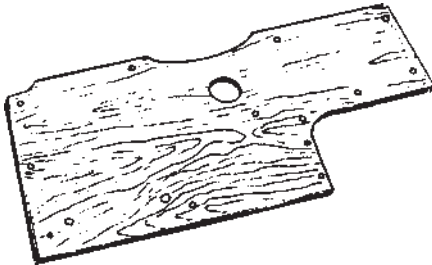
- RIGHT SIDE
48-775900-TBR EACH INQUIRE
- LEFT SIDE
48-775900-TBL EACH INQUIRE



RUBBER FLOOR PLUGS

- PLUGS INTO FLOOR AND CUSHIONS BETWEEN FLOOR AND FRAME
- 1941-48 PASSENGER
11A-7011115-S SET OF 4 6.00


SEE PG.176 &177 FOR PICKUP CAB & BED MOUNTING WOOD & BODY WOOD KITS.



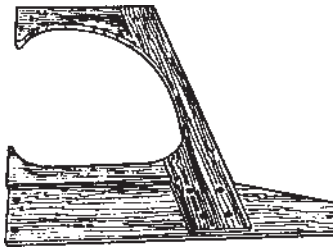
WOOD FLOOR BOARDS - 1932-40

- 1932 TOP & BOTTOM
B-35130/1 SET 175.00
- 1933-34
40-55325 69.00
- 1935 RIGHT HAND & LEFT HAND
48-55326/7 SET 69.00
- 1936 RIGHT HAND & LEFT HAND
68-55326/7 SET 69.00
- 1937 RIGHT HAND & LEFT HAND
78-55326/7 SET 69.00
- 1938 RIGHT HAND & LEFT HAND
81A-55326/7 SET 69.00
- 1939 RIGHT HAND & LEFT HAND
91A-55506/7 SET 69.00
- 1940 RIGHT HAND & LEFT HAND
01A-55506/7 SET 69.00
- 1935-37 PICKUP
50-55290 EACH INQUIRE
- 1938-39 PICKUP
91C-55291 EACH INQUIRE

SEE PAGE 137 FOR FLOORBOARD SEALS



- 1933-34 BATTERY FLOOR COVER
40-55336 EACH INQUIRE



1932-34 REAR QUARTER WINDOW

- 1932 5-WINDOW COUPE
B-55204 EACH 189.00
- 1933 5-WINDOW COUPE
40-55205 EACH 193.00
- 1934 5-WINDOW COUPE UNDER QUARTER
40-55206 PAIR 40.00
- 1933-34 5-WINDOW COUPE
WINDOW SUPPPORTS
40-55207 PAIR 37.00



MISCELLANEOUS WOOD ITEMS - 1932-36

- 1932 ROADSTER REAR TACK RAIL
B-55200 EACH INQUIRE
- 1933-34 PHAETON REAR TACK RAIL
40-55201 EACH INQUIRE
- 1933-34 PHAETON
REAR DOOR DOG LEGS
40-55202 PAIR INQUIRE
- 1933-34 ROADSTER & PHAETON COWL
40-55203 EACH INQUIRE
- 1933-34 RUMBLE SEAT TOOL BOX
40-55208 EACH INQUIRE
- 1933-34 CABRIOLET SIDE IRON FILLERS
40-55209 PAIR INQUIRE
- 1935-36 CABRIOLET SIDE IRON FILLERS
48-55210 PAIR INQUIRE
- 1935-36 3 & 5-WINDOW COUPE
UNDER FLOOR STIFENERS
48-55220 KIT INQUIRE

CALL: 1-800-532-1932

COMING SOON !!!- TRY OUR
WEBSITE AT: allfordparts.com
E-mail: allford@jps.net



ALL FORD PARTS

1600 DELL AVENUE, SUITE A, CAMPBELL, CALIFORNIA 95008

408-378-1935 • 1-800-532-1932 • FAX: 408-866-1934