

# 2011 UPDATED CATALOG

CALL: 1-800-532-1932

COMING SOON !!!- TRY OUR  
WEBSITE AT: [allfordparts.com](http://allfordparts.com)  
E-mail: [allford@jps.net](mailto:allford@jps.net)

1909



1948

**POLICIES**

**TOLL FREE ORDER NUMBER: 1-800-532-1932**

- RETURNS** All items returned must be accompanied with a copy of the invoice. No returns on electrical items. Returns will not be accepted if the item has been altered, painted, primered or modified. No returns on special order or custom items. Returns after 30 days are subject to a 20% RESTOCKING FEE. No returns will be accepted after 6 months. Returns must be shipped pre-paid at owners expense. NO C.O.D.'s are accepted.
- CORES** Rebuilt or refurbished items will require a core or be charged a core charge prior to shipping. Core charges will be refunded when a rebuildable core is returned with a copy of the invoice. The core returned must be able to be rebuilt in order to receive a full refund. Cores that are damaged or rusted beyond repair will not be given a refund. All core returns must be shipped pre-paid at owners expense. No C.O.D.'s are accepted.
- DAMAGES - SHORTAGES** All claims for damages or shortages must be made within 48 hours of receiving your package. Claims on freight shipments must be made at time of receipt to the courier of the freight company before he leaves your business/residence. Please keep all packaing & cartons until claim has been completed. Please make driver note in system any visable damage of packaging to the driver at time of delivery.
- FOREIGN ORDERS** Payable in U.S. FUNDS only; by money order, bank check, or VISA/ DISCOVER/MASTERCARD (BEST & FASTEST). Please add 25% for shipping. There will be no backorders on foreign orders - please reorder.
- PRICE CHANGES** Due to unforeseen price increases from our suppliers, prices are subject to change without notice. Additional charges will be charged to your credit card or sent C.O.D.
- ORDERING** Phone, mail, fax or e-mail orders accepted. Please have all information available at time of order to help speed your order along. We accept VISA, MASTERCARD or DISCOVER, money orders and personal checks (may delay order). We also ship C.O.D. (Additional \$10 shipping). All items are shipped via Fed-Ex or USPS. Unless specified, all items that are temporarily out-of-stock will be backordered. Most backorders will be shipped within 1-3 weeks.
- SALES TAX** CALIFORNIA residents: Include sales tax rate of 7.5% for orders shipped. 8.5% over the counter.
- SHIPPING** Orders are primarily shipped by Fed-Ex or USPS. Items exceeding Fed-Ex weight or size limit will be shipped by truck freight or by Greyhound bus. (\$15 additional charge for orders shipped greyhound or freight requiring delivery to a depot or airport). Add \$10 for C.O.D. orders. Please specify if you would like a particular shipping method or delivery date/time. Shipping company is decided based on price, time-in-transit, & convience. Fed-Ex has a number of additional charges such as residential delivery, Rural delivery, and unusual & oversize pacakge. This will affect the final total of your shipping amount.

NEXT-DAY AIR, 2ND DAY AIR, 3RD DAY AVAILABLE AT ADDITIONAL COST

**Shipping Price Estimates:**

	<b>Mail</b>	<b>Priority Mail</b>			<b>FedEx</b>		
	Small under 1 lb	Flat Rate			Ground		
		Small	Medium	Large	Business	Resident	Rural-Residnt
<b>Minimum:</b>	\$2.75	\$6.00	\$11.50	\$15.20	\$6.64	\$9.83	\$12.73
<b>Average:</b>	\$3.50	\$6.00	\$11.50	\$15.20	\$9.60	\$12.02	\$15.55
	Small items only, no tracking	Parts must fit in flat rate size box. Insurance for \$50-\$250 add \$1. 2-3 est. delivery time.			Rural is for businesses/homes not in or near a major city. Average prices are estimates only. Large/Irregular shape items add \$8 and up.		

<b>Insurance Rates:</b>	\$100-\$500	\$1.00	\$500+	\$2.50 & up
-------------------------	-------------	--------	--------	-------------

**International:** International shipments primarily ship out USPS Priority Mail, we try to get you the cheapest rate possible. Please call or email you order and we can give you a rate quote for shipping.

\*Average is an estimate of our average order with no dimension exceeding 24" and under \$500.00. Larger orders are harder to estimate shipping amount. Running boards, bumpers, fenders, and other large items please call for shipping quotes.

# INDEX

FOR THIS CATALOG WE HAVE, FOR THE MOST PART, USED FORD'S ORIGINAL NUMBERING SYSTEM. BELOW WE HAVE LISTED THE GROUP, GROUP NUMBERS AND THE PAGES EACH GROUP OCCUPIES IN OUR CATALOG. A MORE SPECIFIC INDEX IS INCLUDED ON THE FOLLOWING PAGES FOR YOUR CONVENIENCE. IF YOU CAN'T FIND WHAT YOU NEED PLEASE INQUIRE!

<b>WHEELS, HUBS &amp; TIRES</b> 1000-1723 ..... 6 to 10	<b>RADIATOR</b> 8000-8499 ..... 43 to 51	<b>LAMPS</b> 13002-13799 ..... 74 to 83
<b>BRAKES</b> 2004-2666 ..... 11 to 15	<b>WATER PUMP</b> 8500-8599 ..... 49	<b>HORN</b> 13800-13899 ..... 85 & 86
<b>FRONT AXLE</b> 3010-3446 ..... 16 & 17	<b>FAN</b> 8600-8693 ..... 49 to 52	<b>WIRING</b> 14054-14621 ..... 66 TO 69, 87 & 88
<b>STEERING GEAR</b> 3503-3743 ..... 18 to 20	<b>FUEL TANK</b> 9001-9326 ..... 53 to 55	<b>ACCESSORIES</b> 15001-15709 ..... 89 to 91
<b>REAR AXLE</b> 4000-4906 ..... 21 to 23	<b>FUEL PUMP</b> 9270-9420 ..... 55 & 56	<b>FENDERS</b> 16000-16449 ..... 92 to 94
<b>FRAME &amp; BRACKETS</b> 5000-5149 ..... 25 & 26	<b>MANIFOLDS, CLAMPS, ETC.</b> 9421-9499 ..... 56	<b>RUNNING BOARD</b> 16450-16599 ..... 95 to 97
<b>BATTERY BRACKETS &amp; PARTS</b> 5150-5199 ..... 26 & 27	<b>CARBUREATOR</b> 9502-9685 ..... 56 & 57	<b>HOOD</b> 16600-16799 ..... 98 to 107
<b>MUFFLER &amp; EXHAUST PIPE</b> 5230-5293 ..... 27 & 28	<b>THROTTLE CONTROL</b> 9700-9828 ..... 56 to 61	<b>SPEEDOMETER</b> 17250-17499 ..... 109 & 110
<b>SPRINGS</b> 5300-5818 ..... 28 & 29	<b>GENERATOR &amp; BATTERY</b> 10000-10848 ..... 63-64	<b>WINDSHIELD WIPER</b> 17500-17674 ..... 110 to 113
<b>ENGINE</b> 6000-6928 ..... 31 to 36	<b>INSTRUMENTS</b> 10849-10899 ..... 54, 55, 64 & 109	<b>MIRRORS</b> 17679-17745 ..... 114 to 117
<b>TRANSMISSION</b> 7000-7449 ..... 37 to 40	<b>STARTER MOTOR</b> 11000-11516 ..... 65	<b>BUMPERS</b> 17750-17999 ..... 118 to 120
<b>CLUTCH</b> 7500-7646 ..... 40 & 41	<b>LIGHT SWITCH</b> 11648-11688 ..... 66	<b>SHOCK ABSORBER</b> 18000-18199 ..... 121
	<b>IGNITION</b> 12000-12425 ..... 70 to 72	<b>ACCESSORIES</b> 18400-18600 ..... 121 to 128
<hr/>		
<b>FASTENERS</b> ..... 129 to 135	<b>GLOVE BOX</b> ..... 154	<b>TRANSMISSION COVERS</b> ..... 178
<b>FLOOR SEALS</b> ..... 137, 138 & 172	<b>WINDOW CHANNEL</b> ..... 155 to 158	<b>FLOOR MATS</b> ..... 179
<b>COWL VENT</b> ..... 138	<b>DOOR SCUFF PLATES</b> ..... 159	<b>FIREWALL INSULATION</b> ..... 181
<b>BODY PATCH PANELS</b> ..... 139 & 140	<b>SUN VISORS</b> ..... 160	<b>WINDOW SEALS</b> ..... 152, 153 & 182 to 184
<b>DOOR HARDWARE</b> ..... 140 & 141	<b>WINDOW REGULATORS</b> ..... 161	<b>TRUNK</b> ..... 185 & 186
<b>WINDSHIELD FRAMES</b> ..... 142 to 144	<b>DOOR PULLS &amp; LOCKS</b> ..... 141, 162	<b>HANDLES &amp; CRANKS</b> ..... 83, 84, 187 to 193
<b>SHEET METAL</b> ..... 145 to 148, 227 to 228	<b>DOOR SEALS</b> ..... 163 & 164	<b>ESCUTCHEONS</b> ..... 191
<b>RUMBLE SEAT</b> ..... 149 & 150	<b>SEAT SPRINGS</b> ..... 165 to 168	<b>FIBERGLASS</b> ..... 194 to 204
<b>TOP IRONS</b> ..... 151	<b>STRIKER PLATES</b> ..... 140, 150 & 169	<b>DECALS</b> ..... 136
<b>CONVERTIBLE</b> ..... 152 to 154	<b>WOOD</b> ..... 170 to 172	<b>BOOKS</b> ..... 219 to 226
	<b>PICKUP</b> ..... 173 TO 177, 180	<b>STREET ROD</b> ..... 205 to 264

# INDEX

## A

A-ARMS ..... 247-249  
 ACCELERATOR PEDAL ..... 57  
 ACCESSORIES (STREET ROD) ..... 89-91, 121-124, 262,263  
 ADAPTERS (ENGINE TO TRANSMISSION) ..... 42  
 AIR CLEANER ..... 56, 211  
 ANTENNAS ..... 126  
 ANTI-SQUEAK PAD ..... 120  
 ANTI-ROLL BAR ..... 246,256  
 APRONS ..... 93  
 ARM RESTS ..... 169, 205  
 ASH TRAY KNOBS ..... 61  
 ASH TRAYS ..... 61  
 AXLE ASSEMBLIES (STREET ROD) ..... 245  
 AXLE BOLTS ..... 16  
 AXLE BUMPERS (FRONT) ..... 16  
 AXLE BUMPERS (REAR) ..... 29  
 AXLE - DROPPED ..... 245, 250

## B

BACK WINDOW FRAME ..... 151  
 BACK WINDOW RUBBER ..... 184  
 BACKUP LAMP SWITCH ..... 91  
 BATTERY ..... 64  
 BATTERY BOX ..... 26, 210, 262  
 BATTERY CABLES ..... 87  
 BATTERY CABLE BRACKETS ..... 87, 88  
 BATTERY DEFLECTOR ..... 26,178  
 BATTERY DISCONNECT SWITCH ..... 87  
 BATTERY HOLD DOWN FRAME ..... 26  
 BATTERY HOLD DOWN PAD ..... 26  
 BEAUTY RINGS ..... 7  
 BED FLOORING (WOOD) ..... 176  
 BED FLOORS ..... 174  
 BED STRIPS ..... 176  
 BELTS ..... 51  
 BELT BUCKLES & CAPS ..... 128  
 "BLACK BOX" ..... 207  
 BLUE DOT LENS ..... 81  
 BODIES STEEL (FIBERGLASS) ..... 146 (194)  
 BODY EMBLEMS ..... 94, 175, 178, 179, 213  
 BODY INSULATION ..... 181  
 BODY-TO-FRAME GUSSET ..... 178  
 BODY MOULDING CLIPS ..... 129  
 BODY MOULDINGS ..... 102, 107  
 BODY NUMBER PLATES ..... 124  
 BODY PANELS ..... 139, 140, 146-8  
 BODY PATCH PANELS ..... 139  
 BODY-TO-FRAME PADS ..... 25, 120  
 BODY SOCKETS ..... 134  
 BOLT KITS ..... 134, 135  
 BOOKS ..... 219 TO 226  
 BRAKE PARTS ..... 11 TO 15, 246-259  
 BRAKE COMPONENTS (STREET ROD) ..... 211, 246-259  
 BRAKE & CLUTCH PEDAL BUMPERS ..... 137  
 BRAKE & CLUTCH PEDAL PADS ..... 14, 262  
 BRAKE DRUMS ..... 8  
 BRAKE FLUID ..... 259  
 BRAKE HANDLE ..... 15, 259  
 BRAKE HOSE ..... 12, 259  
 BRAKE LINES ..... 13, 259  
 BRAKE LINING ..... 11  
 BRAKE PEDAL ASSEMBLIES ..... 211, 259  
 BRAKE RODS ..... 14  
 BRAS ..... 91  
 BUG SCREENS ..... 45  
 BUMPER PARTS ..... 119 TO 120  
 BUMPER BOLTS ..... 119  
 BUMPER BRACKETS ..... 118  
 BUMPER BRACKET GROMMETS ..... 120  
 BUMPER GUARDS ..... 119  
 BUMPER TIPS ..... 120  
 BUMPER-TO-BODY SEAL ..... 120  
 BUMPERS ..... 118  
 BUMPERS (DOOR) ..... 158

## C

CAMSHAFT ..... 33  
 CAMSHAFT BEARINGS ..... 34  
 CAPS ..... 124  
 CARBURETOR ..... 56, 57  
 CAR COVERS ..... 91  
 CHASSIS - STREET ROD ..... 234-243  
 CHOKE RODS ..... 56  
 CHOKE ROD & CABLE KITS ..... 62  
 CHASSIS AND FRAMES ..... 233-243  
 CHASSIS COMPONENTS ..... 246-262  
 CHASSIS (PRO-COMP) ..... 242, 243  
 CIGAR LIGHTERS ..... 90, 108  
 CIRCUIT BREAKER ..... 71  
 CLOCK ASSEMBLY ..... 89  
 CLEVICE ..... 264  
 CLOCK BEZEL ..... 60  
 CLOCK FACE ..... 89  
 CLOCK KNOB ..... 89  
 CLOCK LIGHT WIRE ..... 66, 89  
 CLOCK MIRRORS ..... 115

CLOCK PANELS ..... 60  
 CLUTCH PARTS ..... 40, 41  
 COLUMBIA REPAIR KIT ..... 22  
 COLUMBIA DECAL ..... 225  
 COLUMBIA KNOBS ..... 153  
 COLUMBIA INSTRUCTIONS ..... 225  
 COIL ..... 70  
 COIL-OVERS ..... 247, 248, 251, 255  
 CONDENSERS ..... 71  
 CONDENSER BOOT ..... 71  
 CONNECTING RODS ..... 33  
 CONVERTIBLE DOOR BUMPER KIT ..... 158  
 CONVERTIBLE HEADER BRACKET ..... 151  
 CONVERTIBLE RUBBER ..... 152, 153  
 CONVERTIBLE TOP IRONS ..... 151, 204  
 CONVERTIBLE TOP PARTS ..... 151 TO 154, 204  
 CONVERTIBLE WINDOW CHANNEL ..... 152  
 COMPRESSOR, AIR CONDITIONING ..... 207  
 COOLING SYSTEM ..... 43 TO 52  
 COOLING SYSTEM (STREET ROD) ..... 260  
 COWL-TO-FENDER SEAL ..... 93  
 COWL-TO-FIREWALL SEAL ..... 138  
 COWL LACING ..... 104  
 COWL LAMPS ..... 77, 78  
 COWL LAMP LENS ..... 78  
 COWL LAMP PADS ..... 78  
 COWL MIRRORS ..... 116  
 COWL MOULDINGS ..... 107  
 COWL PATCH PANELS ..... 139  
 COWL TRIM ..... 107  
 COWL VENT GASKET ..... 138  
 COWL VENT HANDLE ..... 138  
 COWL VENT HINGE ..... 138  
 COWL VENT KNOBS ..... 59  
 COWL VENT LID ..... 138, 201  
 COWL VENT PARTS ..... 138, 139, 201  
 COWL VENT RATCHET ..... 138  
 COWL VENT SCREEN ..... 138  
 CRANK HOLE COVER ..... 47  
 CRANKING TOOL ..... 109  
 CRANKSHAFT GEAR ..... 34  
 CROSSMEMBERS (STREET ROD) ..... 212, 246, 248, 255, 261  
 CROSSOVER PIPE ..... 27  
 CURTAIN ROD SOCKET ..... 134  
 CUT-OUT SWITCH ..... 63  
 CYLINDER HEAD ..... 31, 42  
 CYLINDER HEAD HARDWARE ..... 31, 32  
 CYLINDER SLEEVE ..... 31

## D

DASH GROMMETS ..... 57  
 DASH INSULATORS ..... 181  
 DASH KNOBS ..... 58, 59, 61, 108, 123  
 DASH PANELS ..... 60-62, 108  
 DASH PLASTIC ..... 60, 61  
 DASH SWITCH (DIMMER) ..... 84  
 DASH TRIM ..... 60  
 DATA PATENT PLATES ..... 124  
 DECALS ..... 136, 225  
 DECK EMBLEM ..... 83  
 DECK PANEL ..... 95, 147, 148, 203  
 DECK LID BUMPER ..... 185  
 DECK LID HANDLE ..... 83, 84  
 DECK LID HANDLE BASE ..... 84  
 DECK LID HANDLE PAD ..... 84  
 DECK LID HINGE ..... 186  
 DECK LID LATCH ..... 84  
 DECK LID LIGHT SOCKET ..... 83  
 DECK LID SEAL ..... 185  
 DECK LID STRIKER PLATE ..... 169  
 DECK LID SUPPORT ..... 186  
 DEFROSTER HOSE ..... 122  
 DEFROSTER KNOB ..... 123  
 DEFROSTER NOZZLE ..... 122  
 DIAL FACE GLASS (RADIO) ..... 125  
 DIAL FACE (RADIO) ..... 125  
 DIFFERENTIAL ..... 21 TO 23, 263  
 DIFFERENTIAL COVER PLATE ..... 178  
 DIMMER SWITCH ..... 80  
 DIP STICK ..... 36, 214, 215, 263  
 DIP STICK TUBE BOSS ..... 31  
 DISC BRAKE ..... 246, 247, 257, 258  
 DISTRIBUTOR BOOT ..... 70  
 DISTRIBUTOR CAP ..... 70  
 DISTRIBUTOR GASKET ..... 70  
 DISTRIBUTOR PARTS ..... 70, 71  
 DISTRIBUTOR PLUG ..... 107  
 DIVISION BAR (WINDSHIELD) ..... 71  
 DOME LAMP ..... 85  
 DOME LAMP LENS ..... 85  
 DOME LAMP SWITCH PLATE ..... 85  
 DOOR ARM RESTS ..... 169  
 DOOR ASSIST STRAPS ..... 162  
 DOOR BUMPERS ..... 158  
 DOOR CHECK ARM KITS ..... 162  
 DOOR CHECK ARM STRAPS ..... 162

DOOR DOVETAIL ..... 140  
 DOOR EDGE MIRRORS ..... 116  
 DOOR ESCUTCHEON PADS ..... 189-191  
 DOOR GLASS SEAL ..... 155, 156, 168  
 DOOR HANDLES (INSIDE) ..... 187 TO 189, 205  
 DOOR HANDLES (OUTSIDE) ..... 192, 193  
 DOOR HANDLE PADS ..... 193  
 DOOR HANDLE PINS ..... 189  
 DOOR HANDLE SETS ..... 187 TO 189  
 DOOR HINGE PINS ..... 131, 158  
 DOOR HINGES ..... 141  
 DOOR HINGE (GLOVE BOX) ..... 154  
 DOOR HINGE MIRROR ..... 116, 117  
 DOOR JAM SEALS ..... 163, 164  
 DOOR LATCHES ..... 141  
 DOOR LATCH PULL ..... 141, 162  
 DOOR LOCK ESCUTCHEON ..... 190  
 DOOR LOCK (OUTSIDE) ..... 162  
 DOOR MOULDINGS ..... 107  
 DOOR PANELS ..... 180  
 DOOR PANEL CLIPS ..... 129  
 DOOR PANEL SPRING ..... 190  
 DOOR PARTS ..... 140, 141  
 DOOR PATCH PANELS ..... 139, 140, 147, 148  
 DOOR PULLS ..... 162  
 DOOR REGULATOR ..... 161  
 DOOR SCUFF PLATES ..... 159  
 DOOR SEALS & RETAINER CHANNELS ..... 163, 164  
 DOOR SEAL (BACK EDGE) ..... 164  
 DOOR SEAL (HINGE) ..... 163  
 DOOR SEAL (LOWER) ..... 163  
 DOOR SEAL (UPPER) ..... 163  
 DOOR SPRING ..... 131, 141, 190  
 DOOR STRAP BRACKET ..... 162  
 DOOR STRIKER PAD ..... 140  
 DOOR STRIKER PLATES ..... 140  
 DOOR TRIM ..... 107  
 DOOR WINDOW CHANNEL KITS ..... 155 TO 158  
 DOOR WINDOW FRAME SEAL ..... 152  
 DOOR WINDOW RETAINER ..... 155 TO 157  
 DOOR WINDOW TRIM PANEL ..... 180  
 DOVETAILS ..... 140  
 DRAG LINK ..... 17, 252  
 DRAG LINK SEAL ..... 17  
 DRIVESHAFT PARTS ..... 23  
 DRIVESHAFT YOKE ..... 23  
 DROPPED AXLE ..... 245, 250  
 DUSTER ..... 109

## E

EDGE SEAL (DOOR) ..... 164  
 ELECTRICAL COMPONENTS (STREET ROD) ..... 205, 206, 262  
 ELECTRIC WIPER MOTORS ..... 110, 111  
 EMBLEM (FENDER) ..... 94  
 EMBLEM (GRILLE) ..... 45, 48, 49  
 EMBLEM (HOOD) ..... 48, 98, 99  
 EMBLEM (TRUNK) ..... 83  
 EMERGENCY BRAKE CABLES ..... 14, 15  
 EMERGENCY BRAKE HANDLES ..... 15  
 EMERGENCY CABLE BOOT ..... 14  
 EMERGENCY CABLE BRACKET ..... 13  
 EMERGENCY CABLE GROMMET ..... 12, 13, 57  
 EMERGENCY CABLE GUIDE ..... 13  
 ENGINE ADAPTERS ..... 42  
 ENGINE SPECIFICATION BOOKS ..... 220 TO 226  
 ENGINE CROSSMEMBERS (STREET ROD) ..... 212, 246, 248  
 ENGINE MOUNTS (STREET ROD) ..... 212, 261  
 ENGINE OIL COOLER ..... 260  
 ENGINE PARTS ..... 31 TO 36  
 ENGINE SPLASH PANS ..... 36  
 ENGINE WIRING ..... 67  
 ESCUTCHEON (DOOR HANDLE) ..... 190, 191  
 ESCUTCHEON (DOOR LOCK) ..... 190  
 ESCUTCHEON (VENT WINDOW) ..... 190  
 ESCUTCHEON (WINDOW CRANK) ..... 191  
 EXHAUST DEFLECTORS ..... 122  
 EXHAUST MANIFOLDS ..... 56  
 EXHAUST PIPES ..... 27, 28  
 EXHAUST SYSTEM ..... 27, 28  
 EXHAUST SYSTEM (STREET ROD) ..... 263

## F

FAN ASSEMBLY ..... 51, 62, 260  
 FAN BELTS ..... 51  
 FAN SHROUD (STREET ROD) ..... 43  
 FEMALE DOVETAILS ..... 140  
 FENDER APRON ..... 93, 94, 195, 199  
 FENDER APRON BOLTS ..... 93, 129  
 FENDER APRON BUMPER ..... 94  
 FENDER BOLT KIT ..... 92, 134  
 FENDER BOOTS (REAR) ..... 94  
 FENDER BRACES ..... 92, 94  
 FENDER BRACE PANEL ..... 93, 94  
 FENDER CLAMP ..... 93  
 FENDER-TO-COWL SEAL ..... 93  
 FENDER EMBLEM ..... 94  
 FENDER GROMMET ..... 120  
 FENDER GUARD ..... 94  
 FENDER MOULDINGS ..... 92



FENDER PANELS (INNER) ..... 94  
 FENDERS ..... 94, 195 to 199  
 FENDER PATCH PANELS ..... 95  
 FENDER SKIRTS (FIBERGLASS) ..... 200  
 FENDER SKIRT SEALS ..... 122  
 FENDER TRIM ..... 92  
 FENDER WELTING ..... 93  
 FENDER WELT (STAINLESS) ..... 93  
 FIBERGLASS BODIES ..... 194  
 FIBERGLASS DASH INSULATORS ..... 181  
 FIBERGLASS GRILLES ..... 201  
 FIBERGLASS FENDERS ..... 195 to 199  
 FIBERGLASS PARTS ..... 145, 194 to 204  
 FINGER PULL (WINDSHIELD) ..... 144  
 FIREWALL COVER CLIP ..... 181  
 FIREWALL GROMMET ..... 57  
 FIREWALL INSULATION ..... 181  
 FIREWALL SEAL ..... 138, 210  
 FIREWALL (STEEL) ..... 210  
 FLATHEAD SPEED EQUIPMENT ..... 42  
 FLOORBOARD SEALS ..... 137, 138  
 FLOORBOARDS ..... 172, 210  
 FLOOR COVER (BATTERY) ..... 172, 178  
 FLOOR COVER (TRANSMISSION) ..... 178  
 FLOOR MATS ..... 179  
 FLOOR MAT CLIP ..... 129, 179  
 FLOOR PAN ..... 147, 227-229  
 FLOOR PLUG ..... 138  
 FLOOR SEAL (STEERING TUBE) ..... 137  
 FLOOR SEAL (TRANSMISSION) ..... 137  
 FLOOR SHIFTER (STREET ROD) ..... 283  
 FLYWHEEL RING GEAR ..... 35  
 FOG LAMPS ..... 91  
 FOOT REST ..... 57  
 FORD PORCELAIN EMBLEM ..... 48  
 FORD PARTS TAGS ..... 124  
 FORD SCRIPT (HOOD) ..... 98, 99  
 FORD SIGN ..... 124  
 FRAME - STREET ROD ..... 233, 242, 243  
 FRAME BOXING PLATE ..... 264  
 FRAME HORN ..... 26  
 FRAME HORN COVERS ..... 95, 200  
 FRAME PAD ..... 25  
 FRAME PARTS ..... 25, 26  
 FRAME WEBBING ..... 25  
 FRAME (WINDSHIELD) ..... 142  
 FRAME WIRE CLIP ..... 69  
 FRONT AXLE ..... 16, 17  
 FRONT SUSPENSION (STREET ROD) ..... 245-251  
 FRONT FENDERS (FIBERGLASS) ..... 195 to 199  
 FUEL GAUGE ..... 54  
 FUEL GAUGE LIQUID ..... 54, 64  
 FUEL LINE ..... 55  
 FUEL PUMP ..... 55  
 FUEL SYSTEMS ..... 53 to 56  
 FUEL TANK ..... 53, 216  
 FUEL TANK-TO-SENDING UNIT ADAPTERS ..... 211

GEAR SHIFT GROMMET ..... 39, 40  
 GEAR SHIFT INDICATOR ..... 207  
 GEAR SHIFT KNOBS ..... 39, 59  
 GEAR SHIFT REPAIR KIT ..... 40  
 GENERATOR BELTS ..... 51  
 GENERATOR PARTS ..... 63, 206  
 GLASS BUMPER ..... 158  
 GLASS PATTERNS ..... 142  
 GLASS SETTING TAPE ..... 143  
 GLOVE BOX ..... 154  
 GLOVE BOX DOOR ..... 108, 202  
 GLOVE BOX DOOR BUMPER ..... 154  
 GLOVE BOX DOOR HINGE ..... 154  
 GLOVE BOX DOOR REPAIR KIT ..... 154  
 GLOVE BOX DOOR SPRING ..... 154  
 GLOVE BOX DOOR STOP ..... 154  
 GLOVE BOX LOCK ..... 154  
 GLUE, RUNNING BOARD COVER ..... 95, 218  
 GLUE, WEATHERSTRIP ..... 185, 218  
 GRAVEL DEFLECTOR ..... 119, 120, 204  
 GREASE FITTINGS ..... 15, 51, 133  
 GREYHOUND RADIATOR ORNAMENTS ..... 49  
 GRILLE BARS ..... 44, 45, 47  
 GRILLE BUMPERS ..... 120  
 GRILLE CENTER ..... 44, 45, 50  
 GRILLE CLIPS ..... 44, 80, 129  
 GRILLE COMPONENTS ..... 44 to 50, 209  
 GRILLE, DELUXE ..... 46  
 GRILLE EMBLEM ..... 45, 48, 49, 76  
 GRILLE GUARDS ..... 120  
 GRILLE GUARD STIFFENER ..... 120  
 GRILLE HARDWARE KIT ..... 130  
 GRILLE INSERTS ..... 46, 47, 209  
 GRILLE MOULDING CLIPS ..... 50, 106, 129  
 GRILLE MOULDINGS ..... 50, 106  
 GRILLE ORNAMENTS ..... 45, 48  
 GRILLE PAD ..... 120  
 GRILLE PAN ..... 45, 47, 52  
 GRILLE PAN BUMPER ..... 120  
 GRILLE PARTS ..... 44 TO 50, 209  
 GRILLE SCREEN ..... 45  
 GRILLE SCRIPTS ..... 213  
 GRILLE SHELL ..... 46, 201, 209  
 GRILLE SHELL GROMMET ..... 88  
 GRILLE SHELL ORNAMENTS ..... 48, 49  
 GRILLE, STANDARD ..... 48  
 GRILLE SUPPORT ..... 44, 47, 52  
 GRILLE TRIM ..... 44 to 50, 106  
 GRILLE-TO-FENDER APRON ..... 50  
 GRILLE VENT PANELS ..... 94  
 GROMMETS ..... 57  
 GUARD, BUMPER ..... 119  
 GUARD, FENDER ..... 94  
 GUSSET PLATE ..... 178

HEATER HOSE CONNECTOR ..... 91, 122  
 HEATER KNOB ..... 123  
 HEATER PARTS ..... 91, 122, 123  
 HIGH BEAM JEWEL ..... 84  
 HINGE, DOOR SEAL ..... 163  
 HINGE PAD, HOOD ..... 103  
 HINGE PINS ..... 131, 158  
 HINGES (TRUNK LID) ..... 186  
 HOG RINGS ..... 165  
 HOOD ARM SPRING ..... 103  
 HOOD BOLTS ..... 99  
 HOOD BRACKETS ..... 47, 102  
 HOOD BUMPER KITS ..... 105  
 HOOD CENTER ..... 102, 103  
 HOOD CLIPS ..... 103  
 HOOD EMBLEMS ..... 49, 98, 99  
 HOOD HANDLES ..... 49, 102, 103  
 HOOD HANDLE & LATCH MOUNTING KIT ..... 135  
 HOOD HANDLE PIN ..... 49  
 HOOD HANDLE SPRING BRACKET ..... 102  
 HOOD HINGE BRACKETS ..... 47, 209, 263  
 HOOD HINGE ..... 103, 209  
 HOOD HINGE HARDWARE KIT ..... 105  
 HOOD HINGE PAD ..... 103  
 HOOD LACE ..... 104  
 HOOD LATCHES ..... 103, 209, 263  
 HOOD LATCH CLIP ..... 103  
 HOOD LATCH SPRINGS ..... 103  
 HOOD MOULDING CLIPS ..... 129  
 HOOD ORNAMENTS ..... 48, 49, 98, 99, 103  
 HOOD ORNAMENT BASE PADS ..... 50, 103  
 HOOD ORNAMENT MOUNTING KIT ..... 49  
 HOOD PARTS ..... 98 to 106, 209  
 HOOD PULL GROMMET ..... 57  
 HOOD RELEASE HANDLE ..... 49  
 HOOD RELEASE KIT ..... 264  
 HOOD SAFETY CATCH ..... 106  
 HOODS ..... 99 to 101  
 HOOD SIDE MOULDINGS ..... 102, 103, 106  
 HOOD STOP BRACKETS ..... 106  
 HOOD SUPPORT ..... 102, 209  
 HOOD SUPPORT ARM ..... 103  
 HOOD TRIM ..... 50, 102, 103, 106  
 HORN BOLT ..... 86  
 HORN BRACKETS ..... 86  
 HORN BUTTON ..... 20  
 HORN BUTTON CUSHION ..... 20  
 HORN BUTTON SPRING ..... 19  
 HORN BUTTON WIRE ..... 20, 68  
 HORN COVER ..... 85, 86  
 HORN GRILLE ..... 86  
 HORN GRILLE PAD ..... 86  
 HORN GROMMET ..... 86  
 HORN/LIGHT SWITCH ROD ..... 20  
 HORN MOTOR WIRING ..... 67, 86  
 HORN RODS ..... 20  
 HORN SCREEN ..... 86  
 HORN TAG ..... 86  
 HORN WIRE ..... 20, 68, 86  
 HORNS ..... 20, 85, 86  
 HOSE CLAMPS ..... 51, 53  
 HOSE, RADIATOR ..... 51  
 HUBCAPS ..... 6, 7  
 HUB PARTS ..... 8 to 10  
 HYDEM WELT ..... 160  
 HYDRAULIC BRAKE ADAPTER KIT ..... 15

G

GARNISH MOULDING ..... 143, 145, 203  
 GARNISH MOULDING INSERTS ..... 145  
 GAS APRON CHANNEL SEAL KIT ..... 95  
 GAS CAPS ..... 53, 211  
 GAS GAUGE COVER ..... 53  
 GAS LID BUMPER ..... 53, 103  
 GAS NECK CLAMP ..... 53  
 GAS NECK GROMMET ..... 54  
 GAS NECK HOSE ..... 53  
 GAS PEDAL ..... 57  
 GAS PEDAL ROD ..... 57  
 GAS SENDER GASKET ..... 54  
 GAS SENDER FLOAT ..... 54  
 GAS TANK ..... 53, 216  
 GAS TANK BOLT ..... 53  
 GAS TANK COVER ..... 96  
 GAS TANK COVER (FIBERGLASS) ..... 200  
 GAS TANK COVER SCREW ..... 132  
 GAS TANK PAD ..... 55  
 GAS TANK PARTS ..... 53 to 55  
 GAS TANK SEALER ..... 53, 218  
 GAS TANK SENDING UNIT ..... 54, 211  
 GASKET, COWL VENT ..... 138  
 GASKET, DECK LID ..... 94  
 GASKET, DISTRIBUTOR ..... 70  
 GASKET, HEADLIGHT ..... 75, 76  
 GASKET, HOOD ORNAMENT ..... 50, 103  
 GASKET, INSTRUMENT PANEL ..... 54  
 GASKET, LICENSE BRACKET ..... 80  
 GASKET, LICENSE LIGHT ..... 80  
 GASKET, PARKING LIGHT ..... 77  
 GASKET, STEERING BOX ..... 18  
 GASKET, TAIL LIGHT ..... 81  
 GAUGE FACES ..... 54, 55, 109  
 GAUGE, TEMPERATURE ..... 84  
 GAUGES (STREET ROD) ..... 262  
 GEAR OIL ..... 218  
 GEAR SHIFT BOOT ..... 40, 137

H

HALOGEN REFLECTOR KIT ..... 75  
 HANDLE, COWL VENT ..... 138  
 HANDLES (DECK LID) ..... 83, 84  
 HANDLES, DOOR ..... 187 to 193  
 HANDLE, DOOR OUTSIDE ..... 192, 193  
 HANDLE, PULL ..... 162  
 HANDLE, WINDSHIELD ..... 183  
 HEAD GASKETS ..... 30  
 HEADER BRACKET ..... 151  
 HEADER BUMPER ..... 153  
 HEADER SEAL ..... 145, 153  
 HEADER STRIP, METAL ..... 144  
 HEADLAMP ..... 74  
 HEADLAMP ADAPTER ..... 74  
 HEADLAMP BARS ..... 76  
 HEADLAMP BOLTS ..... 76, 132  
 HEADLAMP BUCKETS ..... 73  
 HEADLAMP CLIP ..... 76  
 HEADLAMP CONDUIT ..... 88  
 HEADLAMP CONDUIT REPAIR ..... 88  
 HEADLAMP GROMMET ..... 88  
 HEADLAMP LENS ..... 76  
 HEADLAMP PADS ..... 76  
 HEADLAMP PARTS ..... 73 to 76  
 HEADLAMP PLUG ..... 88  
 HEADLAMP, QUARTZ BULB ..... 74  
 HEADLAMP REFLECTOR ..... 75  
 HEADLAMP PIMS ..... 75  
 HEADLAMP RIM REPAIR KIT ..... 72, 132  
 HEADLAMP RIM SCREWS ..... 75, 132  
 HEADLAMP, SEALED BEAM ..... 73, 74  
 HEADLAMP SHELL GROMMET ..... 88  
 HEADLAMP SHELL REPAIR ..... 72, 132  
 HEADLAMP STAND ..... 76  
 HEADLAMP WIRE ..... 66, 67  
 HEADLAMP WIRE CROSSOVER CHANNEL ..... 66  
 HEADLINER ..... 180  
 HEATER ..... 122, 123, 205  
 HEATER HOSE ..... 122  
 HEATER HOSE BRACKET ..... 91  
 HEATER HOSE CLAMPS ..... 122

I

IGNITION CYLINDER ..... 20  
 IGNITION KEYS ..... 20, 162  
 IGNITION LOCK SHIM ..... 20  
 IGNITION POINTS ..... 70  
 IGNITION RESISTOR ..... 71  
 IGNITION SWITCH ..... 20  
 IGNITION SWITCH PLATES ..... 66  
 INDEPENDENT FRONT SUSPENSION ..... 248-249  
 INSERT, GARNISH MOULDING ..... 145  
 INSIDE REARVIEW MIRRORS ..... 114, 115  
 INSTRUMENT GAUGE GLASS ..... 64  
 INSTRUMENT PANEL ..... 60, 108, 206  
 INSTRUMENT PANEL DIMMER SWITCH ..... 84  
 INSTRUMENT PANEL FACE SETS ..... 109  
 INSULATION, BODY ..... 181  
 INSULATION, FIREWALL ..... 181  
 INTAKE MANIFOLD GASKET ..... 35  
 INTAKE MANIFOLD WASHER ..... 133  
 INTERIOR TRIM SCREW KITS ..... 130

K

KICK PANELS ..... 180  
 KICK PANEL RETAINERS ..... 180  
 KICK PANEL TRIM ..... 180  
 KICKDOWN KITS ..... 214, 215  
 KNOB PINS ..... 16, 250  
 KNOB, ANTENNA ..... 127

# INDEX

KNOB, ASH TRAY ..... 61  
 KNOB, CIGAR LIGHTER ..... 90  
 KNOB, CONVERTIBLE TOP ..... 153  
 KNOB, COWL VENT ..... 59  
 KNOBS (DASH) ..... 58, 59  
 KNOB, DEFROSTER ..... 123  
 KNOB, GEAR SHIFT ..... 39, 59  
 KNOB, HEATER ..... 123  
 KNOB, RADIO ..... 125  
 KNOB, WINDOW CRANK ..... 183, 190

## L

LADDER BAR KITS ..... 212  
 LATCH, TRUNK ..... 84  
 LENS, BLUE DOT ..... 81  
 LENS, COWL LIGHT ..... 78  
 LENS, DECK BASE ..... 81  
 LENS, DOME LIGHT ..... 85  
 LENS, HEADLIGHT ..... 76  
 LENS, LICENSE PLATE LIGHT ..... 80, 81  
 LENS, PARKING LIGHT ..... 77  
 LENS, TAIL LIGHT ..... 81  
 LICENSE HOLDER (FRONT) ..... 25, 82  
 LICENSE LAMP ..... 83  
 LICENSE LENS CLIP ..... 80  
 LICENSE LIGHT ..... 83, 263  
 LICENSE PLATE BACK ..... 213  
 LICENSE PLATE BOLT ..... 82  
 LICENSE PLATE BRACKET ..... 82  
 LICENSE PLATE FRAMES ..... 83, 263  
 LICENSE PLATE LIGHT LENS ..... 80, 81  
 LICENSE PLATE PAD, GASKET ..... 81, 84  
 LIGHT BULB ..... 74, 81, 211  
 LIGHT, COWL ..... 77, 78  
 LIGHT, HEAD ..... 74 to 76  
 LIGHT, PARKING ..... 77  
 LIGHT SWITCH BODY ..... 66  
 LIGHT SWITCH/HORN ROD ..... 20  
 LIGHT, TAIL ..... 78, 79, 208  
 LIGHTERS ..... 90, 91, 108  
 LOCK CYLINDER, DOOR ..... 162  
 LOCK, GLOVE BOX ..... 154  
 LOCKING GAS CAP ..... 53  
 LOOM, WIRE CONDUIT ..... 67, 69, 88, 213  
 LOWER DOOR SEAL ..... 163  
 LUG WRENCH ..... 109  
 LUGGAGE RACKS ..... 124  
 LUGGAGE RACK EMBLEM ..... 124

## M

MAIN BEARINGS ..... 34  
 MALE DOVETAILS ..... 140  
 MANIFOLD (EXHAUST) ..... 56  
 MAP CASE ..... 109  
 MASTER CYLINDER ..... 13, 269  
 MASTER CYLINDER COVER PLATE ..... 138  
 MASTER CYLINDER MOUNT BRACKET ..... 211  
 MASTER CYLINDER REPAIR KIT ..... 11  
 METAL TOP MOULDING ..... 160  
 MIRRORS ..... 114 to 117, 205  
 MIRROR, BRACKET INTERIOR ..... 115  
 MIRROR, DOOR HINGE ..... 116, 117  
 MIRROR, EXTERIOR ..... 116, 117, 205  
 MIRROR, INTERIOR ..... 114, 115, 205  
 MIRROR HEAD, DOOR ..... 116, 117  
 MIRROR HEAD, INTERIOR ..... 116  
 MOTOR MOUNTS (FRONT) ..... 31, 212, 261  
 MOTOR MOUNTS (REAR) ..... 32  
 MOULDINGS (BODY) ..... 107  
 MOULDING CLIP KITS ..... 129  
 MOULDING (TOP) ..... 160  
 MUFFLER ..... 27  
 MUFFLER SUPPORT ..... 28

## O

OIL CHEX GAUGE ..... 84  
 OIL COOLER ..... 260  
 OIL FILLER CAPS ..... 36  
 OIL GAUGE ..... 54, 64  
 OIL PAN GASKET SET ..... 36  
 OIL PUMP ..... 36  
 OPERA SEAT BUMPER ..... 165  
 OUTSIDE REARVIEW MIRRORS ..... 116, 117, 205  
 OVERHAUL GASKET SETS ..... 30

## P

PACKAGE TRAY (WOOD) ..... 171  
 PAD, COWL LIGHT ..... 78  
 PAD, HORN GRILLE ..... 86  
 PAD, RUMBLE STEP ..... 149  
 PAINT, ENGINE ..... 31, 218  
 PAINT, STEERING WHEEL ..... 19  
 PANEL, DASH ..... 60-62, 106, 205  
 PANHARD BAR ..... 249, 256  
 PARALLEL LINK ..... 249  
 PARKING LAMPS ..... 77  
 PARKING LAMP BOOT ..... 77

PARKING LAMP LENS ..... 77  
 PARKING LAMP LENS CLIP ..... 77  
 PARKING LAMP PAD ..... 77  
 PARKING LAMP WIRE ..... 77  
 PATCH PANELS ..... 95, 139, 140, 147, 227-229  
 PATENT DATA PLATES ..... 124  
 PEDAL BUMPERS ..... 14, 137  
 PEDAL COVER PLATES ..... 178  
 PEDAL PADS ..... 14  
 PEDAL SEALS ..... 137  
 PEEP MIRRORS ..... 116, 117  
 PICKUP BED PARTS ..... 172 to 177  
 PICKUP BEDS ..... 173  
 PICKUP BED SIDE PANELS ..... 175  
 PICKUP BED STRIPS ..... 176  
 PIN, DOOR HANDLE ..... 189  
 PISTON RINGS ..... 32, 33  
 PISTONS ..... 32  
 PITMAN ARM ..... 18, 252  
 PLUG, ANTENNA HOLE ..... 127  
 PLUG WIRES ..... 71  
 POLY-RIDE ..... 251  
 PORCELAIN GRILLE EMBLEM ..... 48  
 POWER ACCESSORY BLOCK ..... 207  
 POWER BRAKE ..... 258  
 POWER WINDOW KITS ..... 213

## Q

QUAIL RADIATOR ORNAMENT ..... 49  
 QUARTER GLASS RUBBER ..... 184  
 QUARTER MOULDINGS ..... 107  
 QUARTER PANEL BRACES ..... 139  
 QUARTER PATCH PANELS ..... 139  
 QUARTER TOP PADS ..... 153  
 QUARTZ BULB ..... 74

## R

RACK & PINION ..... 252  
 RADIATOR BOLT KIT ..... 43, 52  
 RADIATOR CAPS ..... 43, 260  
 RADIATOR CAP REPAIR KIT ..... 43, 49  
 RADIATOR FAN SHROUD ..... 43  
 RADIATOR/FENDER BRACKET ..... 43, 94  
 RADIATOR GRILLE PAN ..... 50, 52, 98  
 RADIATOR GRILLE SHIELD ..... 52  
 RADIATOR HOSE ..... 51  
 RADIATOR HOSE CLAMP ..... 51  
 RADIATOR HOSE, LOWER ..... 51  
 RADIATOR HOSE, UPPER ..... 51  
 RADIATOR OVERFLOW TANKS ..... 260  
 RADIATORS ..... 43, 260  
 RADIATOR SHELL LACING ..... 104  
 RADIATOR SHELL MOUNTING ..... 135  
 RADIATOR SHROUD SEAL ..... 52  
 RADIATOR SPLASH APRONS ..... 98, 200  
 RADIATOR SUPPORT RODS ..... 44  
 RADIATOR SUPPORT ROD BRACKET ..... 44  
 RADIO ANTENNAES ..... 126, 127  
 RADIO CHANGER BUTTON ..... 125  
 RADIO COVER ..... 125, 209  
 RADIO DIAL ..... 125  
 RADIO DIAL BEZEL ..... 125  
 RADIO DIAL FACE ..... 125  
 RADIO DIAL FACE GLASS ..... 125  
 RADIO INSTALLATION BOOK ..... 126  
 RADIO KNOB ..... 108, 125  
 RADIO MOUNTING HOOK ..... 126  
 RADIO PANEL ..... 61, 108, 125  
 RADIO PARTS ..... 125 to 127  
 RADIO NUT ..... 126  
 RADIO SPEAKER BOOT ..... 126  
 RADIO SPEAKER CLOTH ..... 126  
 RADIO SPEAKER GRILLE ..... 61, 127  
 RADIO STATION SELECTOR ..... 125  
 RADIUS ROD ..... 244  
 RADIUS ROD BUSHING ..... 17  
 REAR AXLE ..... 22  
 REAR AXLE ASSEMBLIES (STREET ROD) ..... 253  
 REAR END COVER ..... 178  
 REAR FENDERS (FIBERGLASS) ..... 195 to 199  
 REAR QUARTER WINDOW RUBBER ..... 184  
 REAR SUSPENSION (STREET ROD) ..... 253-256  
 REAR WINDOW BUMPER ..... 151, 154  
 REAR WINDOW DRAIN ..... 148  
 REAR WINDOW SEAL ..... 184  
 REAR WINDOW STRAP ..... 151  
 REFLECTOR, HEADLAMP ..... 75  
 REGULATOR HANDLE ..... 189  
 REGULATORS (WINDOW) ..... 181  
 REGULATOR, WINDSHIELD ..... 182  
 RESISTOR ..... 71  
 RESTORATION SUPPLIES ..... 218  
 RIM LINERS ..... 10

RING & PINION GEARS ..... 21  
 RIVETS ..... 129  
 ROADSTER TOP IRONS ..... 151, 204  
 ROCKER PANELS ..... 139  
 ROD BEARINGS ..... 33  
 ROOF RIB WOOD KITS ..... 171  
 ROTOR (DISTRIBUTOR) ..... 71  
 RUBBER (WINDSHIELD) ..... 182  
 RUMBLE BUMPERS ..... 149, 185  
 RUMBLE HANDLES ..... 83, 150  
 RUMBLE HANDLE PAD ..... 84  
 RUMBLE HINGE KITS ..... 149  
 RUMBLE LATCH ..... 84  
 RUMBLE LID SEAL ..... 185  
 RUMBLE SEAT PARTS ..... 149, 150  
 RUMBLE SEAT RAIN GUTTERS ..... 148  
 RUMBLE STEP ..... 149  
 RUMBLE STEP BRACKET ..... 149  
 RUMBLE TRIP LEVER ..... 150  
 RUNNING BOARD ..... 95 to 97  
 RUNNING BOARD BOLT ..... 95, 134  
 RUNNING BOARD BRACES ..... 97  
 RUNNING BOARD COVERS ..... 97  
 RUNNING BOARD COVER GLUE ..... 95, 218  
 RUNNING BOARD PAD ..... 25  
 RUNNING BOARD MOULDINGS ..... 97  
 RUNNING BOARD TRIM CLIP KIT ..... 97  
 RUNNING BOARDS (FIBERGLASS) ..... 200  
 RUNNING BOARD STEP PLATES ..... 95

## S

SAFETY SWITCH (NEUTRAL) ..... 207  
 SAGINAW STEERING MOUNT ..... 208  
 SCREEN, COWL VENT ..... 138  
 SCREEN, HORN ..... 86  
 SCREW, COWL LIGHT ..... 78, 132  
 SCREW, DASH ..... 136  
 SCREW, DOOR HANDLE ..... 130  
 SCREW, DOOR HINGE ..... 131  
 SCREW, DOOR SCUFF ..... 132  
 SCREW, DOVETAIL ..... 131  
 SCREW, FLOORBOARD ..... 133  
 SCREW, FRONT FENDER ..... 134  
 SCREW, HEADLAMP RIM ..... 75, 132  
 SCREW, HOODLATCH ..... 135  
 SCREW KIT, INTERIOR ..... 130  
 SCREW, RADIATOR SHELL ..... 135  
 SCREW, REAR WINDOW ..... 134  
 SCREW, TAILLIGHT ..... 131  
 SCREW, WINDSHIELD FRAME ..... 133  
 SCUFF PLATES (DOOR) ..... 159  
 SEALED BEAM HEADLAMP ..... 73, 74  
 SEALED BEAM ADJUSTMENT KIT ..... 73  
 SEAT ADJUST HANDLE ..... 161  
 SEAT, BENCH (STREET ROD) ..... 164  
 SEATS (STREET ROD) ..... 164  
 SEAT FRAME SUPPORTS ..... 186  
 SEAT RELEASE PARTS ..... 161  
 SEAT SPRINGS ..... 165 to 168  
 SEAT SPRING LOCATING PIN ..... 186  
 SEAT WOOD ..... 170  
 SENDING UNIT (GAS) ..... 54, 211  
 SENDING UNIT, TEMPERATURE ..... 64  
 SHACKLE KITS ..... 28, 251  
 SHEETMETAL, BODY CHANNEL ..... 147  
 SHEETMETAL, DECK GUTTER ..... 148  
 SHEETMETAL, FLOOR ..... 147, 227-229  
 SHEETMETAL, FLOOR EXTENSION ..... 147, 227  
 SHEETMETAL, GRILLE ..... 44, 45, 47, 50  
 SHEETMETAL, PACKAGE TRAY ..... 147  
 SHEETMETAL, PATCH PANEL ..... 139, 140, 147  
 SHEETMETAL, RUMBLE RISER ..... 147  
 SHEETMETAL, SEAT ADJUSTER ..... 147  
 SHEETMETAL, SEAT FRAME ..... 147  
 SHEETMETAL, SEAT PANEL ..... 148  
 SHEETMETAL, SEAT RISER ..... 147  
 SHEETMETAL, UNDER DECK LID ..... 146  
 SHEETMETAL, UNDER SEAT ..... 147, 227-229  
 SHEETMETAL, WINDOW DRAIN ..... 148  
 SHIFT BOOT ..... 40, 137  
 SHIFT KNOB ..... 39, 59  
 SHIFT LEVER GROMMET ..... 39, 40  
 SHIFT LINKAGE REPAIR KIT ..... 40  
 SHIFTER (STREET ROD) ..... 215, 263  
 SHIMS (FRAME) ..... 25  
 SHOCK KIT ..... 121, 209, 249  
 SHOCK LINK BALL ..... 121  
 SHOCK MOUNT ..... 121, 251  
 SHOCK ABSORBER PARTS ..... 121  
 SIDE CURTIN ROD SOCKETS ..... 134  
 SIDEMOUNT MIRROR ..... 114  
 SILL PLATE, DOOR ..... 159  
 SIGRTS ..... 200  
 SOCKET, HIGH BEAM JEWEL ..... 84  
 SPARE TIRE COVER TRIM ..... 10, 122  
 SPARE TIRE COVER SEAL ..... 10  
 SPARE TIRE GROMMET ..... 10  
 SPARE TIRE HOLD-DOWN BRACKET ..... 122  
 SPARE TIRE PAD ..... 10

SPARK PLUGS ..... 72  
 SPARK PLUG LOOM ..... 72, 213  
 SPARK PLUG WIRES ..... 71  
 SPARK PLUG WIRE BOOT ..... 70  
 SPEAKER CLOTH ..... 126  
 SPEAKER GRILLE ..... 61, 127  
 SPEED EQUIPMENT (FLATHEAD) ..... 42  
 SPEEDOMETER CABLES ..... 110  
 SPEEDOMETER CABLE BRACKET ..... 110  
 SPEEDOMETER CABLE GROMMET ..... 57  
 SPEEDOMETER FACES ..... 109  
 SPEEDOMETER FACE GLASS ..... 64  
 SPINDLE ..... 246, 250  
 SPINDLE BOLT KITS ..... 16, 250  
 SPOTLIGHTS ..... 123  
 SPREADER BARS ..... 26, 263  
 SPRING, BRAKE/CLUTCH ..... 11, 14, 40, 41  
 SPRING, CLAMP ..... 28, 251  
 SPRING COVERS ..... 122  
 SPRING, COWL VENT ..... 138  
 SPRING, DOOR ..... 141  
 SPRING, DOOR PANEL ..... 190  
 SPRING (FRONT) ..... 28, 213, 251  
 SPRING, GLOVE BOX DOOR ..... 154  
 SPRING, HOOD ARM & LATCH ..... 103  
 SPRING, HORN BUTTON ..... 19  
 SPRING, LINER ..... 254  
 SPRING, MOUNTING KIT ..... 212, 254  
 SPRING PARTS ..... 28, 29, 251  
 SPRING PERCH ..... 16, 212, 251  
 SPRING, PERCH NUT ..... 18  
 SPRINGS (SEAT) ..... 165 to 168  
 SPRING, SHACKLE ..... 28, 254  
 SPRING, "U" BOLT ..... 29, 254  
 STABILIZER BAR ..... 29  
 STABILIZER BUSHING ..... 29  
 STABILIZER SWIVEL ..... 16  
 STARTER BUTTON ..... 59  
 STARTER PARTS ..... 65  
 STEERING ARM ..... 250  
 STEERING BOX PARTS ..... 17 to 19  
 STEERING COMPONENTS (STREET ROD) ..... 208, 250, 252  
 STEERING COLUMN ..... 214, 252  
 STEERING COLUMN DROPS ..... 215, 252  
 STEERING FLOOR PLATES ..... 137, 178, 215  
 STEERING GEAR ..... 252  
 STEERING SECTOR ..... 18  
 STEERING SHAFT BUSHING ..... 17  
 STEERING TUBE FLOOR PLATE ..... 137  
 STEERING TUBE SEALS ..... 137, 138  
 STEERING U-JOINTS ..... 208  
 STEERING WHEELS ..... 19, 232  
 STEERING WHEEL PAINT ..... 19, 218  
 STEP, RUMBLE ..... 149  
 STONE DEFLECTOR (BUMPER) ..... 120, 204  
 STONE GUARD ..... 94  
 STOP LIGHT SWITCH ..... 80  
 STRIKER PLATE, DECK ..... 150, 189  
 STRIKER PLATE, DOOR ..... 140  
 STRIKER PLATE PAD ..... 140  
 SUICIDE DOOR SAFETY LOCK ..... 141  
 SUN VISORS ..... 160  
 SUN VISOR ROD ..... 151, 160  
 SUN VISOR BRACKET ..... 151  
 SUSPENSION COMPONENTS (STREET ROD) ..... 245-256  
 SWITCH, DASH LIGHT ..... 84  
 SWITCH LEVER, IGNITION ..... 20  
 SWITCH, NEUTRAL SAFETY ..... 207  
 SWITCH, UNIVERSAL ..... 108  
 SWITCH PLATE, IGNITION ..... 66

**T**

T-SHIRTS ..... 230, 231, INSIDE BACK COVER  
 TAG, FORD SCRIPT ..... 124  
 TAIL GATES ..... 174  
 TAIL GATE BUMPER ..... 164  
 TAIL LAMP BRACE ..... 80  
 TAIL LAMP BRACKETS ..... 79, 80  
 TAIL LAMP CONDUIT REPAIR ..... 88  
 TAIL LAMP HALOGEN CONVERSION ..... 208  
 TAIL LAMP LENS ..... 81  
 TAIL LAMP PAD ..... 82  
 TAIL LAMP PARTS ..... 78 to 82  
 TAIL LAMP REFLECTOR ..... 80  
 TAIL LAMP RING ..... 80  
 TAIL LAMPS ..... 78, 79, 213  
 TAIL LAMP TRIM ..... 79  
 TAIL LAMP SCREWS ..... 131  
 TAIL LAMP SOCKET ..... 69  
 TAIL LAMP WIRING ..... 69  
 TAIL PIPE ..... 27  
 TANDEM WIPER ..... 112  
 TAPE, GLASS SETTING ..... 143  
 TEMPERATURE GAUGE ..... 64  
 TEMPERATURE GAUGE HOSE FITTING ..... 122  
 TEMPERATURE SENDER ..... 64  
 THERMOSTAT ..... 51  
 THERMOSTAT HOUSING ..... 260  
 THROTTLE ASSEMBLY ..... 56, 57, 205, 214

THROTTLE CABLE (STREET ROD) ..... 214  
 THROTTLE CABLE KITS ..... 62  
 THROTTLE RODS ..... 56  
 TIE RODS ..... 16, 252  
 TIE ROD CLAMP ..... 127  
 TIE ROD ENDS ..... 17, 252  
 TIE ROD JAM NUT ..... 263  
 TIE ROD SEAL ..... 17  
 TIRE COVERS ..... 10  
 TIRES ..... 10  
 TIRE COVER TRIM ..... 10  
 TIRE TUBES ..... 10  
 TOOL BAG ..... 109  
 TOP BOWS (OAK) ..... 171  
 TOP BOW PADS ..... 152  
 TOP BOW SEAL ..... 145, 153  
 TOP DECK MATERIAL ..... 160  
 TOP DECK RETAINER ..... 160  
 TOP HOLD-DOWN ..... 151, 153, 154  
 TOP IRONS ..... 151, 204  
 TOP IRON RIVET COVERS ..... 151  
 TOP KNOBS (CONVERTIBLE) ..... 153  
 TOP MATERIAL ..... 160  
 TOP MOULDINGS ..... 160  
 TOP REST BRACKET ..... 153  
 TOP REST SCREW ..... 134  
 TRAILING ARMS ..... 255  
 TRANSMISSION COVERS ..... 178  
 TRANSMISSION COVER FASTENER KIT ..... 133  
 TRANSMISSION MOUNT ..... 32  
 TRANSMISSION-TO-FLOOR SEAL ..... 137  
 TRANSMISSION PARTS ..... 37 to 41  
 TRANSMISSION SHIFTER ..... 215, 263  
 TRIM, BODY ..... 102, 107  
 TRIM CEMENT ..... 158, 218  
 TRIM CLIP KITS ..... 129, 130  
 TRIM, DASH ..... 60  
 TRIM, HOOD ..... 102, 103, 106, 107  
 TRIM, KICK PANEL ..... 160  
 TRIM RING (SPARE TIRE) ..... 10  
 TRIM, RUNNING BOARD ..... 97  
 TRIM SCREW KITS ..... 129, 130  
 TRUNK ARM SUPPORT ..... 186  
 TRUNK EMBLEM ..... 83  
 TRUNK GUSSETS ..... 148  
 TRUNK HANDLES ..... 83, 84  
 TRUNK HANDLE NUT ..... 132  
 TRUNK HANDLE PAD ..... 84  
 TRUNK HINGE ..... 186  
 TRUNK HINGE PADS ..... 186  
 TRUNK LATCH ..... 84, 170  
 TRUNK LID (FIBERGLASS) ..... 203  
 TRUNK LID BASE ..... 84  
 TRUNK LID BASE (INNER) ..... 84  
 TRUNK LID BUMPER ..... 185  
 TRUNK LID HINGES ..... 186  
 TRUNK LID LATCH ..... 84, 170  
 TRUNK LID SEAL ..... 195  
 TRUNK MAT ..... 179  
 TRUNK TOOL COVER (WOOD) ..... 172  
 TUBULAR STRUT ROD ..... 248  
 TURN SIGNAL KIT ..... 78

**U**

U-BOLT ..... 29, 251  
 U-JOINTS ..... 37, 208  
 UPHOLSTERY BUTTONS ..... 133  
 UPHOLSTERY HOG RINGS ..... 165  
 UPPER DOOR SEAL ..... 163

**V**

V-8 EMBLEM, HOOD ..... 98  
 V-8 EMBLEM, LUGGAGE RACK ..... 124  
 V-8 EMBLEM, SHELL ..... 48, 76  
 VACUUM WIPER MOTORS ..... 110, 111  
 VALVE PARTS ..... 35  
 VALVE GUIDE ..... 35  
 VENT GASKET, COWL ..... 138  
 VENT WINDOW EDGE SEAL ..... 183, 184  
 VENT WINDOW ESCUTCHEON ..... 184, 190  
 VENT WINDOW HANDLE ..... 184, 189, 205  
 VENT WINDOW REPAIR KIT ..... 184  
 VENT WINDOW RUBBER ..... 183  
 VENT WINDOW SEAL ..... 183  
 VOLTAGE CUT-OUT ..... 63  
 VOLTAGE REDUCER ..... 63, 207  
 VOLTAGE REGULATOR ..... 63  
 VOLTAGE REGULATOR PAD ..... 63

**W**

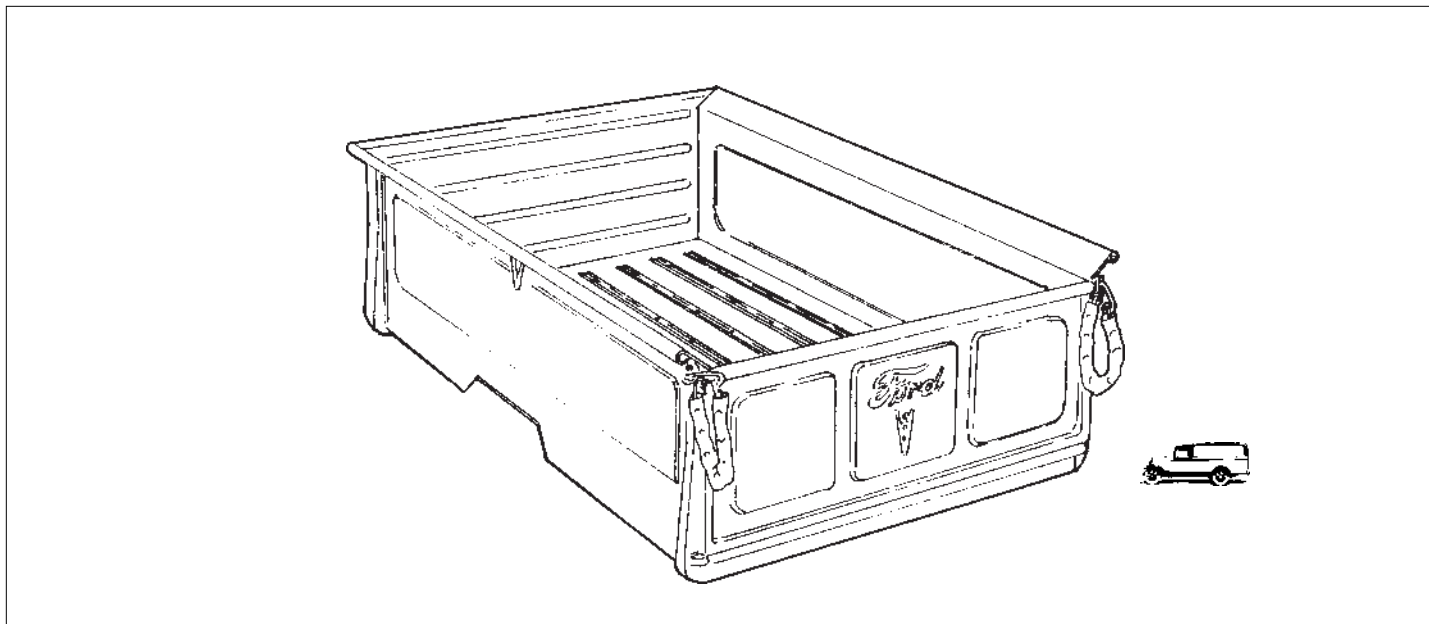
WATER PUMPS ..... 51  
 WEATHERSTRIP ADHESIVE ..... 158, 218  
 WEBBING ..... 26  
 WELTING (FENDER) ..... 93  
 WHEEL BEARINGS ..... 8 to 10

WHEEL CYLINDERS (FRONT) ..... 12  
 WHEEL CYLINDERS (REAR) ..... 13  
 WHEEL PARTS ..... 8 to 10, 217  
 WHEEL TRIM RINGS ..... 7  
 WHEEL WELLS ..... 147, 210  
 WINDLACE ..... 162  
 WINDOW CHANNEL (CONVERTIBLE) ..... 152  
 WINDOW CHANNEL (FELT) ..... 155, 156  
 WINDOW CHANNEL (METAL) ..... 157, 159  
 WINDOW CRANK ..... 187-189, 205  
 WINDOW CRANK KNOB ..... 190  
 WINDOW FELT KITS ..... 155, 156  
 WINDOW FRAME (BACK) ..... 151, 213  
 WINDOW FRAME SEAL ..... 152  
 WINDOW GLASS PATTERNS ..... 142  
 WINDOW REGULATORS ..... 161  
 WINDOW RETAINER (DOOR) ..... 155 to 158  
 WINDOW RUBBER (BACK) ..... 184  
 WINDOW RUBBER (VENT) ..... 183, 184  
 WINDOW SEAL (CONVERTIBLE) ..... 152, 153  
 WINDOW SEAL (QUARTER) ..... 184  
 WINDOW SEAL (REAR) ..... 184  
 WINDOW SHADE (BACK) ..... 161  
 WINDOW STOP ..... 158  
 WINDOW VENT, HANDLE ..... 184, 189  
 WINDSHIELD DIVISION BARS ..... 107  
 WINDSHIELD FRAME PARTS ..... 142-144  
 WINDSHIELD FRAMES ..... 142, 213  
 WINDSHIELD FRAME CLIP ..... 143  
 WINDSHIELD GARNISH MOULDING ..... 144  
 WINDSHIELD HANDLE ..... 183  
 WINDSHIELD HARDWARE ..... 143, 144  
 WINDSHIELD HINGE SEAL ..... 182  
 WINDSHIELD POST PAD ..... 144  
 WINDSHIELD REGULATOR HANDLES ..... 183  
 WINDSHIELD REGULATORS ..... 182  
 WINDSHIELD RUBBER ..... 182  
 WINDSHIELD SEAL ..... 182  
 WINDSHIELD SEALER ..... 143  
 WINDSHIELD STANCHION ..... 143, 144  
 WINDSHIELD STUD ..... 134, 144  
 WINDSHIELD SWING ARM ..... 143  
 WINDSHIELD WING NUT ..... 144  
 WINDSHIELD WIPER ARMS ..... 112, 205  
 WINDSHIELD WIPER MOTORS ..... 110, 111  
 WINDSHIELD WIPER PARTS ..... 110 to 113  
 WINDSHIELD WIPER TOWERS ..... 113  
 WINDING BRACKETS ..... 121  
 WINDING BRACKET PADS ..... 121  
 WINDING TENSION SPRING ..... 134  
 WING TIPS (BUMPER) ..... 120  
 WIPER ARMS & BLADES ..... 112, 205  
 WIPER ARM NUT ..... 111  
 WIPER MOTORS ..... 110, 111  
 WIPER SHAFT SEAL ..... 112  
 WIPER SWITCH ..... 112  
 WIPER TOWER ..... 113  
 WIPER TOWER PADS ..... 112  
 WIRE CLAMP ..... 64  
 WIRE CLIP ..... 69  
 WIRE CONNECTOR ..... 69  
 WIRE LOOM ..... 69, 72, 213  
 WIRE LOOM GROMMET ..... 68  
 WIRE PER FOOT ..... 69  
 WIRING BOARDS (STREET ROD) ..... 262  
 WIRING, CLOCK LIGHT ..... 66  
 WIRING, COIL ..... 67  
 WIRING, CONVERTIBLE TOP ..... 66  
 WIRING, COWL LIGHT ..... 67  
 WIRING, DASH ..... 68, 206  
 WIRING, DOME LIGHT ..... 69  
 WIRING, ENGINE ..... 66, 67  
 WIRING, HEADLAMP ..... 67  
 WIRING, HIGH BEAM JEWEL ..... 84  
 WIRING, HORN ..... 86  
 WIRING, HORN BUTTON ..... 20  
 WIRING, LICENSE LIGHT ..... 69  
 WIRING, OVERDRIVE ..... 69  
 WIRING, PARKING LIGHT ..... 77  
 WIRING, SPARK PLUG ..... 71  
 WIRING SYSTEM (STREET ROD) ..... 206, 207  
 WIRING, TAIL LIGHT ..... 69  
 WISHBONE SPLITTER ..... 206  
 WOOD, FLOOR BOARD ..... 172  
 WOOD, HEADER ..... 170, 171  
 WOOD, PACKAGE TRAY ..... 171  
 WOOD, ROOF RIB ..... 171  
 WOOD, SEAT FRAME ..... 170  
 WOOD, WINDOW FRAME ..... 171  
 WOOD, WINDSHIELD STRIP ..... 171  
 WORM GEAR (STEERING) ..... 17

**X**

X-MEMBER SUPPORT ..... 212

# PICKUP BED



### PICKUP BED, ASSEMBLED

THESE PICKUP BEDS ARE COMPLETE , ASSEMBLED AND PACKAGED IN WOODEN CRATES FOR SHIPPING.

EVERYTHING IS INCLUDED SUCH AS: SIDES, TAILGATE, FRONT PANEL, FLOORING AND ALL SMALL PARTS. YOU JUST PAINT AND INSTALL.

#### 50% DEPOSIT REQUIRED

THESE BEDS CAN BE SHIPPED VIA TRUCK FREIGHT TO OUR STORE FOR \$500.00, DROP SHIPPING TO ANY OTHER LOCATION RANGES FROM \$600.00-\$900.00

1932 PICKUP B-830000-CA EACH	2850.00
1933-34 PICKUP 46-830000-CA EACH	2850.00
1935-36 PICKUP 50-830000-CA EACH	2850.00
1937 PICKUP 77-830000-CA EACH	2850.00
1938-41 PICKUP 81C-830000-CA EACH	2850.00
1942-47 PICKUP 21C-830000-CA EACH	2850.00
1948-50 PICKUP 7C-830000-CA EACH	2850.00
1951-52 PICKUP 1C-830000-CA EACH	1850.00

### PICKUP BED, UNASSEMBLED KIT

THESE PICKUP BEDS ARE COMPLETE , UNASSEMBLED AND PACKAGED IN WOODEN CRATES FOR SHIPPING.

EVERYTHING IS INCLUDED IN THIS KIT. YOU WILL RIVET, BOLT, PAINT & INSTALL. THIS IS NOT RECOMMENDED AT ALL FOR PURCHASE. THIS IS AN EXTREMELY COMPLICATED PROCESS & CUSTOMERS FREQUENTLY HAVE PROBLEMS. THE HUNDREDS OF DOLLARS YOU SAVE WILL BE REPLACED WITH TIME CONSUMING ASSEMBLY AND HOURS OF FRUSTRATION.

#### 50% DEPOSIT REQUIRED




SHIPPING RANGES FROM \$350-\$600

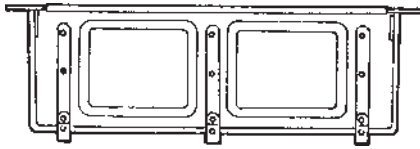
1932 PICKUP B-830000-UN KIT	2225.00
1933-34 PICKUP 46-830000-UN KIT	2225.00
1935-36 PICKUP 50-830000-UN KIT	2225.00
1937 PICKUP 77-830000-UN KIT	2225.00
1938-41 PICKUP 81C-830000-UN KIT	2225.00
1942-48 PICKUP 21C-830000-UN KIT	2225.00
1949-50 PICKUP 7C-830000-UN KIT	2225.00
1951-52 PICKUP 1C-830000-UN KIT	1415.00




# PICKUP BED PARTS

## NEW STAMPED STEEL PICKUP TAILGATES

ASK #1  #2  AH 



**LATE 1932 WIDEBED & 32-34 PICKUP**  
46-8340700 EACH 350.00




**1935-36**  
50-8340700 EACH 350.00




**1937**  
77-8340700 EACH 350.00



**1938-40**  
81C-8340700 EACH 350.00

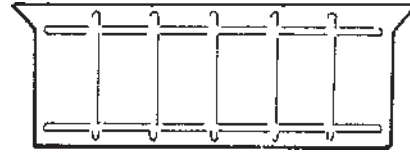


**1941**  
11C-8340700 EACH 350.00




**1942-50**  
21C-8340700 EACH 350.00  
**1950-52**  
8C-8340700 EACH 350.00

## BED FRONT PANELS



**1932-37 PICKUP**  
46-8300124 EACH 250.00

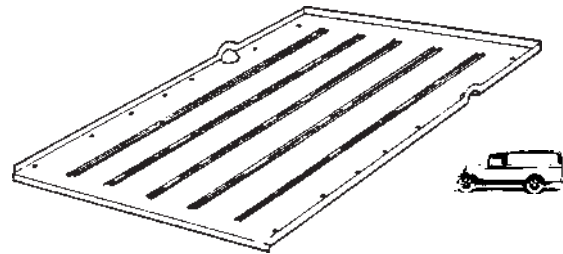


**1938-41 PICKUP**  
81C-8300124 215.00



**1942-50 PICKUP**  
21C-8300124 EACH 215.00

## BED FLOOR COVERING



**BED FLOOR COVERING (STAMPED STEEL)**  
ADD 30.00 FOR CRATING IF SHIPPED.  
THESE ARE TRUCK FREIGHT - PLEASE  
CALL 50% DEPOSIT REQUIRED

**1933-34**  
46-8312607 EACH 450.00

**1935-36**  
50-8312607 EACH 450.00

**1937**  
77-8312607 EACH 450.00

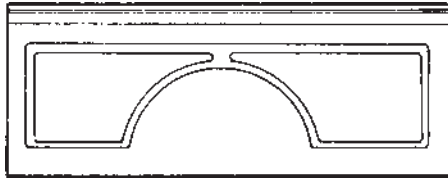
**1938-41**  
81C-8312607 EACH 450.00

**1942-50**  
21C-8312607 EACH 450.00

**PICKUP BED  
SIDE PANELS**



STAKE POCKETS NOT INCLUDED



**PICKUP BED SIDE PANELS**

DIE STAMPED STEEL AS ORIGINAL WITH CORRECT DETAILS. SHIPPED FREIGHT ONLY, AND MAY REQUIRE WOODEN CRATING AT ADDITIONAL COST FOR PROTECTION. 50% DEPOSIT REQ'D.

**1932 PICKUP**

RIGHT HAND  
B-830500 EACH 325.00  
LEFT HAND  
B-830501 EACH 325.00

**1933-34 PICKUP**

RIGHT HAND  
46-830500 EACH 325.00  
LEFT HAND  
46-830501 EACH 325.00

**1935-36 PICKUP**

RIGHT HAND  
50-830500 EACH 325.00  
LEFT HAND  
50-830501 EACH 325.00

**1937 PICKUP**

RIGHT HAND  
77-830500 EACH 325.00  
LEFT HAND  
50-830501 EACH 325.00

**1938-41 PICKUP**

RIGHT HAND  
81C-830500 EACH 325.00  
LEFT HAND  
81C-830501 EACH 325.00

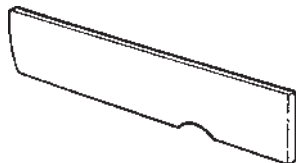
**1942-47 PICKUP**

RIGHT HAND  
21C-830500 EACH 325.00  
LEFT HAND  
21C-830501 EACH 325.00



**LOWER BED SIDE - 5" TALL**

1935-37 PICKUP  
50-830516/7 PAIR 70.00



**LOWER BED SIDE - 4" TALL**

1938-41 PICKUP  
81C-830516/7 PAIR 40.00



**LOWER BED SIDE - 3" TALL**

1942-49 PICKUP  
21C-830516/7 PAIR 48.50



**PICKUP BED SUPPORTS**

1937-50 PICKUP  
77-830538 EACH 18.00



**PICKUP BED STAKE POCKET (FRONT)**

1932-37 PICKUP  
18-878330 EACH 42.00



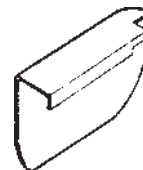
**PICKUP BED STAKE POCKET (REAR)**

1932-37 PICKUP  
18-830532-R EACH 42.00



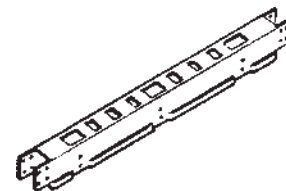
**PICKUP BED STAKE POCKET**

1938-48 PICKUP  
81C-830532-FR EACH 40.00



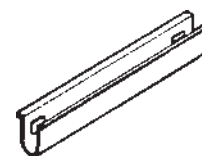
**PICKUP BED REAR STAKE POCKET  
BRACE**

1938-48 PICKUP  
81C-830532 PAIR 37.50



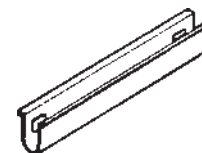
**PICKUP BED REAR CROSSMEMBER**

1932-36 PICKUP (MAYBE USED ON 1937)  
18-830108 EACH 65.00



**PICKUP BED REAR CROSSMEMBER**

1938-41 PICKUP  
81C-830108 EACH 65.00



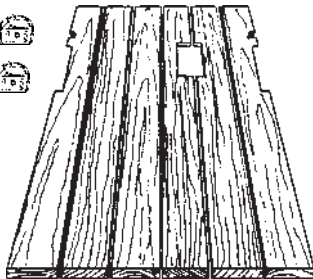
**PICKUP BED REAR CROSSMEMBER**

1942-50 PICKUP  
21C-830108 EACH 70.00

**USE OUR 800 NUMBER OR  
FAX NUMBER FOR  
PLACING YOUR ORDER!**

# PICKUP BED PARTS (CONT"D)

#2   
AH 



**PICKUP BED WOOD SUB-FLOOR**  
HEAVY WOOD FLOORING FITS UNDER  
METAL FLOOR PAN - SOLID OAK

1932  
B-8312606 SET 350.00

1933-34  
46-8312606 SET 350.00

1935-36  
50-8312606 SET 350.00

1937  
77-8312606 SET 350.00


1938-41  
81C-8312606 SET 350.00

1942-47  
21C-8312606 SET 350.00




**BED FLOORING BOLT KIT**  
HOLDS METAL FLOOR TO WOOD SUB-  
FLOORING.

A-65017-MB KIT

#2 

14.95

AH 



**CUSTOM WOOD FLOOR KITS**  
REPLACES ALL-METAL FLOOR.  
SOLID OAK WITH STAINLESS STEEL BED  
STRIPS, SPACERS, BOLTS & BRACKETS.  
APPEARS AS FACTORY ORIGINAL

1932-36 PICKUP  
18-8312606-SSK KIT 450.00

1937 PICKUP  
77-8312606-SSK KIT 450.00

1938-41 PICKUP  
81C-8312606-SSK KIT 450.00

1942-48 PICKUP  
21C-8312606-SSK KIT 450.00



**BED STRIPS - 76 1/4" LONG**

1932-48 PICKUP

**PLAIN STEEL**

7C-12605-83BS-NH NO HOLES EA. 10.00

7C-12605-83BS-H W/ HOLES EA. 13.50

7C-12605-83-BS-HS W/ HOLES SET OF 7  
90.00

**BRIGHT STAINLESS**

7C-12605-83SS-NH NO HOLES EA. 25.00

7C-12605-83SS-H W/ HOLES EA. 30.00

7C-12605-83SS-HS W/ HOLES SET OF 7  
205.00

**POLISHED STAINLESS**

7C-12605-83PSS-NH NO HOLES SET OF 7  
264.00

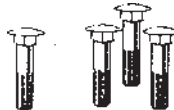
7C-12605-83PSSS-H W/ HOLES SET OF 7  
288.00

**144" LONG BED STRIPS NO HOLES\*\*\***

B6C-8112605-CR PLAIN STEEL EA. 27.00

B6C-8112605-SS S/S EA. 45.00

\*\*\*NOTE EXCESSIVE SHIPPING CHARGE



**BED STRIP BOLTS, STAINLESS STEEL**

FINE THREAD CARRIAGE BOLT

7C-23501-83CC 63 PIECE SET 95.00



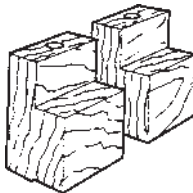
**PICKUP BED RIVET KIT**

ALL THE RIVETS NECESSARY TO RE-  
STORE YOUR PICKUP BED.

PLEASE STATE YEAR

1932-48 PICKUP

18-65005-K KIT 29.75

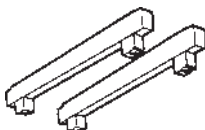


**PICKUP BED MOUNTING BLOCKS**

OAK BLOCKS FOR REAR OF BED

1935-37 PICKUP

50-65125-WB PAIR 36.75



**PICKUP BED MOUNTING WOOD**

1938-41 PICKUP

91C-65125-S SET 115.00



**FENDER TO BED BOLT**

LARGE, FLAT HEAD

1932-48 PICKUP

18-65060-B EACH 1.25



**PICKUP TAILGATE CHAIN BRACKET**

1931-37 PICKUP

B-830964 EACH 9.75



**TAILGATE CHAIN BRACKET**

1938-48 PICKUP

81C-65006 EACH 7.00



**TAILGATE HOOK**

1932-37 PICKUP

B-65007 EACH 6.50

1938-48 PICKUP

81C-65007 EACH 8.50



**PICKUP TAILGATE HOOK RETAINER  
SPRING**

1933-48 PICKUP

46-65007-R EACH 5.00



**TAILGATE CHAIN**

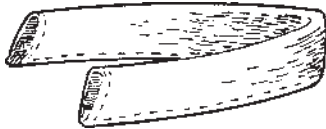
1932-37 PICKUP (18 LINKS)

18-65008-S PAIR 7.95

1938-48 PICKUP (13 LINKS)

81C-65008-S PAIR 9.95

**ASK IF YOU DON'T SEE THE  
PICKUP BED PARTS YOU NEED!**

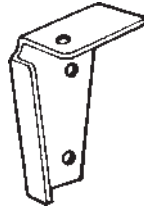


**TAILGATE CHAIN COVERS**

1932-47

A-65009-S PAIR

8.95



**TAILGATE CORNER BRACE**

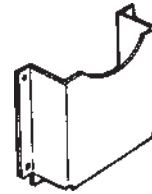
1932-37 COMMERCIAL

B-65015-A R.H. EACH

7.95

B-65015-B L.H. EACH

7.95



**DISPATCH POCKET**

ORIGINAL EQUIPMENT ON EVERY 1930-34 PICKUP. THIS STAMPED STEEL POCKET MOUNTS ON PASSENGER SIDE TO HOLD PAPERS, MAPS, ETC.

1932-34

A-41000-DP EACH

26.00



**TAILGATE CHAIN TOP LINK**

1932-37

A-65010-S EACH

4.50

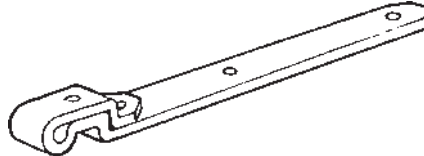
A-65010-SS EACH

7.50

1938-48

81C-65010-S EACH

14.00



**TAILGATE HINGE STRAP**

1932-36

A-65016 EACH

22.00



**BACK WINDOW FRAME**

(INTERIOR METAL GARNISH MOULDING)

1932-34 PICKUP

46-65105 EACH

100.00



**TAILGATE HINGE**

1932-36

A-65011 EACH

6.50

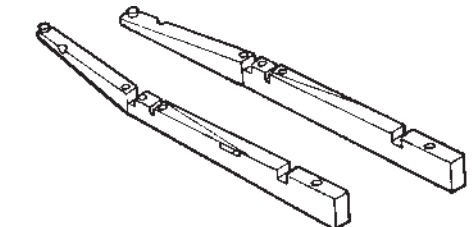


**TAILGATE TOP BAR**

1932-37

B-65017-B EACH

16.00



**PICKUP CAB MOUNTING WOOD**

1932

B-65120-S SET

65.00

1933-34

46-65120-S SET

65.00

1935-37

50-65120-S PAIR

170.00

1938 PICKUP

81C-65120-S SET

198.00

1939-41 PICKUP

91C-65120-S PAIR

198.00

**BIG TRUCK CAB MOUNTING WOOD**

1933-34 1 1/2 TON

BB-65120-S SET

INQUIRE

1935-37 1 1/2 TON


51-65120-S SET

INQUIRE

1942-47 1-TON & LARGER

21T-65120-S SET

45.00



**TAILGATE HINGE**


1937-47

81C-65011 EACH

10.00

81C-65011-SS EACH

20.00



**TAILGATE HINGE ROD**

1932-36

18-65012-HR EACH

16.00

STAINLESS STEEL

18-65012-HRSS EACH

31.50



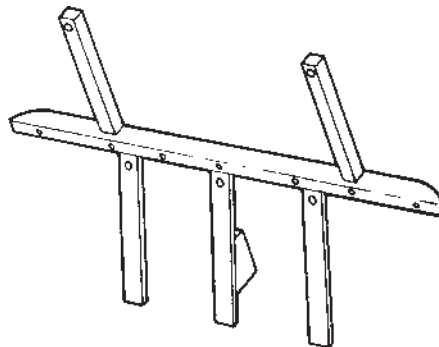
**TAILGATE ENDS (CAST IRON)**

1938-48

81C-65013 EACH

10.50

**MISCELLANEOUS PICKUP PARTS**



**BODY WOOD KIT**

SOLID OAK INTERIOR WOOD

1932-33 PICKUP

18-65200-PU KIT

98.50

1934 PICKUP

46-65200-PU KIT

115.00



**SEAT WOOD-TO-CAB-BACK BOLT**

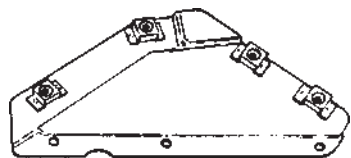
LARGE, FLAT HEAD AS ORIGINAL

1932-34 PICKUP

A-65060 EACH

1.25

# TRANSMISSION COVERS



**BODY-TO-FRAME GUSSET PLATES**

FITS UNDER REAR FENDERS

1933-34

40-700134/5 PAIR

55.00

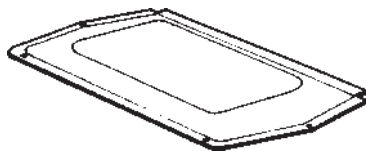


**DIFFERENTIAL INSPECTION COVER PLATE**

1933-36

40-700326-C EACH

35.00



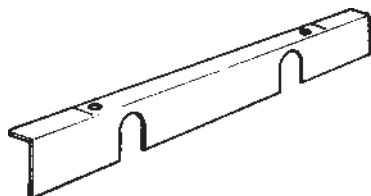
**BATTERY HOLE COVER PLATE**

DIE STAMPED STEEL

1935-36 PASSENGER

48-700336 EACH

85.00




**BATTERY DEFLECTOR (RUBBER)**

1935-36

48-700374 EACH

7.50



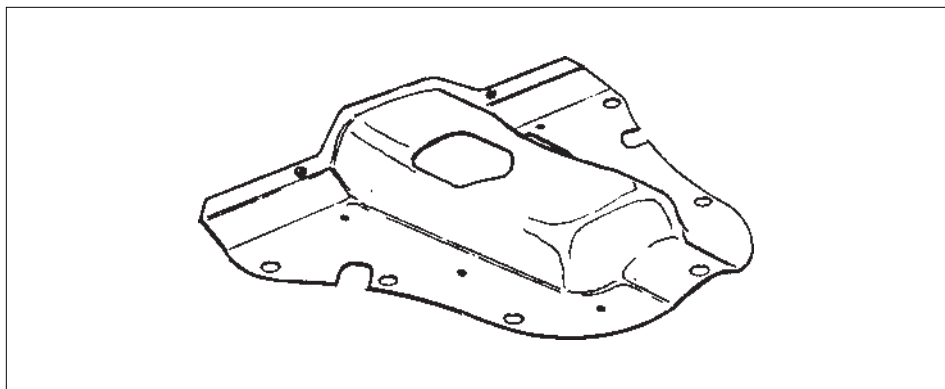
**1932 FLOOR METAL KIT**

CONSISTS OF ALL FIVE DIE STAMPED PLATES FOR FLOOR BOARD

B-700392-K KIT NO LONGER AVAILABLE

STATION WAGON

B-700392-KS KIT NO LONGER AVAILABLE



**1933-47 TRANSMISSION FLOOR COVER**

DIE STAMPED, HEAVY GAUGE METAL. 1935-39 FEATURE "KNOCK-OUT" HOLES FOR FLOORSHIFT IF NEEDED.

**1933-34**

40-7012108 EACH

85.00

NO TRANSMISSION HOLE

40-7012108-NH EACH

85.00

**1935-36**

48-7012108 EACH

INQUIRE

**1935-37 PICK-UP**

50-7012108 EACH

87.50

**1937-38**

78-7012108 EACH

INQUIRE

**1938-39 PICK-UP**

81C-7012108 EACH

87.50

**1939**

91A-7012108 EACH

INQUIRE

**1940**

01A-7012108 EACH

INQUIRE

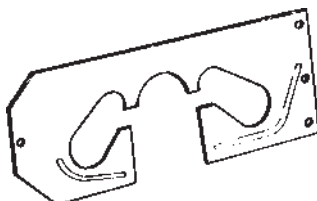
**1940-47 PICKUP**

01C-7012108 EACH

87.50

## PEDAL AND STEERING FLOOR PLATES

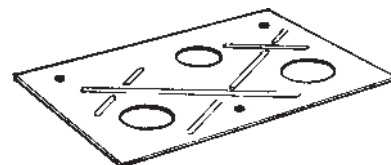
CORRECT IN ALL RESPECTS. DIE STAMPED METAL.



**1932**

B-700392 EACH

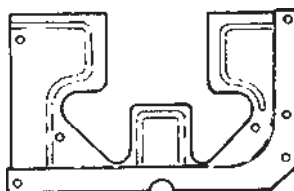
24.00



**1935-36**

48-700392 EACH

24.00



**1933-34 PASSENGER**

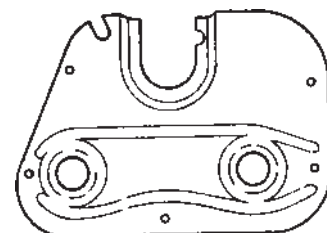
40-700392 EACH

30.00

**1933-34 PICKUP**

46-700392 EACH

INQUIRE

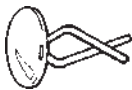


**1940-41 PICKUP**

01C-8112145 EACH

25.00

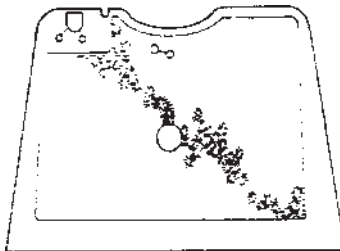
# FLOOR MATS



### FLOOR MAT CLIPS

ORIGINAL WITH TAUPE COLORED HEAD

1933-34 (SHORT TONG)	
B-20018 EACH	.95
1935-36 (LONG TONG)	
48-20018 EACH	.95



### FLOOR MAT STUDS


A-700400 MB SET OF 4	4.50
----------------------	------

ALL MATS ARE MOLDED OF HIGH QUALITY NEOPRENE RUBBER AND HAVE EXACT ORIGINAL DETAILS.

## FRONT MATS - 1932-48

1932 - TAUPE		1936 - TAUPE (1ST YEAR WITH RIBS)		1940 - TAUPE	
B-700400-TS EACH	210.00	68-700400-TS EACH	210.00	01A-700400-TS EACH	210.00
		1936 - BLACK		1940 - BLACK	
1933-34 - TAUPE (2 PIECES)		68-700400-BS EACH	145.00	01A-700400-BS EACH	156.00
40-700400-TS SET	225.00				
1935 - TAUPE		1937-39 - TAUPE		1941-48 - TAUPE WITH CARPET INSERT	
48-700400-TS EACH	210.00	78-700400-TS EACH	210.00	11A-700400-TTS EACH	NOT AVAILABLE
1935 - BLACK		1937-39 - BLACK		1941-48 - BLACK WITH CARPET INSERT	
48-700400-BS EACH	145.00	78-700400-BS EACH	156.25	11A-700400-BTS EACH	NOT AVAILABLE
				1941-48 - BLACK	
				11A-700400-BS EACH	156.00

NOTE: THE ABOVE 1941-48 MATS ARE ALSO FOR 41-48 MERCURY.



## REAR MATS - 1933-36

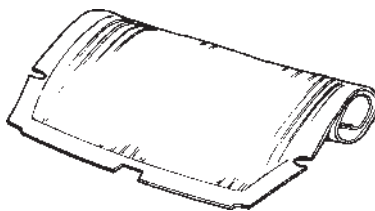
1933-34 PHAETON - TAUPE (3 PCS)	
40-700430-TV SET	INQUIRE
1935-1936 PHAETON - (3 PCS)	
48-700430-BS BLACK SET	115.00
48-700430-TS TAUPE SET	285.00

\*\*\*THE ABOVE MAT IS 100% CORRECT FOR A 1936 BUT WILL ALSO FIT A 1935

## STATION WAGON MATS

1941-48 REAR FLOOR - BLACK	
11A-790430-BS EACH	173.75
1941-48 REAR CARGO AREA - BLACK	
11A-7945456-BS EACH	165.00

NOTE: THE ABOVE 1941-48 MATS ARE ALSO FOR 41-48 MERCURY.

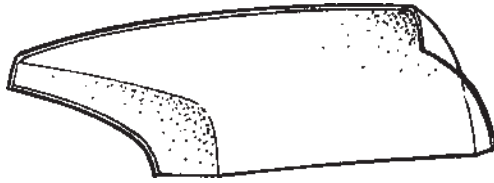


## PICKUP FRONT MATS

1932 - TAUPE	
B-76230-TS EACH	98.00
1935-39 - BLACK (NO HOLES)	
(WILL FIT 1935-47)	
50-76230-BV EACH	156.00
1940-41 - BLACK	
01C-76230-BS EACH	145.00
1942-47 - BLACK	
21C-76230-BS EACH	156.00

## RUMBLE & TRUNK MATS - 1932-48

1932 RUMBLE - TAUPE		1939-40 TRUNK - COUPES & CONVERTIBLES - BLACK		1941-48 TRUNK, CONVERTIBLES - BLACK	
B-7745456-TV EACH	INQUIRE	81A-7745456-BS EACH	140.00	11A-7745456-BS EACH	140.00
1933-34 RUMBLE - TAUPE		1938-40 TRUNK - TUDOR & FORDOR BLACK		1941-48 TRUNK, COUPE - BLACK	
40-7745456-TV EACH	INQUIRE	81A-7245456-BS EACH	140.00	11A-7745456-BSC EACH	140.00
1935-36 RUMBLE - TAUPE				1941-48 TRUNK, TUDOR & FORDOR BLACK	
48-7745456-TV EACH	INQUIRE			11A-7245456-BSS EACH	140.00
1938-39 - USE 35-36 STYLE & TRIM				1946-48 TRUNK, SPORTSMAN CONVERT BLACK	
				51A-7745456-BS EACH	INQUIRE

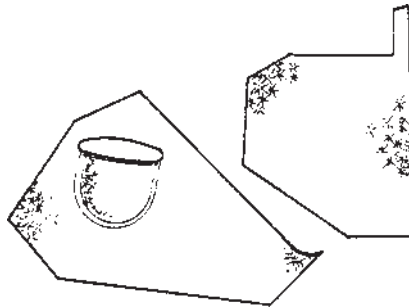


#2

**1932-47 PICKUP HEADLINERS**

TEXTURED FIBERGLASS MOULDED TO THE RIGHT SHAPE.

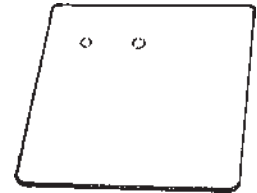
1932-34 B-8151968 EACH	275.00	1938-39 81C-8151968 EACH	205.00
1935-36 50-8151968 EACH	205.00	1940-47 01C-8151968 EACH	205.00
1937 77-8151968 EACH	205.00	ADD \$135.00 EACH FOR SHIPPING.	



**KICK PANELS**

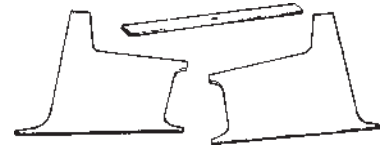
FEATURING THE CORRECT "CHICKEN TRACK" TEXTURE IN MOULDED FIBERGLASS.

1932-34 PICKUP B-8102340/1-A PAIR	87.50	1935-36 CLOSED PASSENGER 48-8102340/1-A PAIR	87.50
1935-36 PICKUP 50-8102340/1-A PAIR	87.50	1935-36 OPEN PASSENGER 48-8102340/1-B PAIR	87.50
1937-39 PICKUP 77-8102340/1-A PAIR	87.50	1937-38, 1939 STD. PASSENGER 78-8102340/1 PAIR	87.50
1940-47 PICKUP 01C-8102340/1-A PAIR	87.50	1939 DELUXE & 40 PASSENGER 91A-8102340/1 PAIR	87.50
1932 PASSENGER B-8102340/1-B PAIR	87.50	1941-48 PASSENGER 11A-8102340/1 PAIR	87.50
1932 3 WINDOW COUPE B-8102340/1-C PAIR	87.50	1939-40 MERCURY PASSENGER 99A-8102340/1 PAIR	87.50
1933-34 CLOSED PASSENGER 40-8102340/1-A PAIR	87.50	1933-34 CLOSED PASSENGER WITH POCKET IN R.H. SIDE LINING NOT INCLUDED 40-8102340/1-P PAIR	87.50
1934 ROADSTER & PHAETON 40-8102340/1-B PAIR	87.50		



**PICKUP DOOR PANELS**

1935-37 50-8123890 PAIR	115.00
1938-39 81C-8123890 PAIR	115.00



**PICKUP HEADLINER & CORNER STRIP**

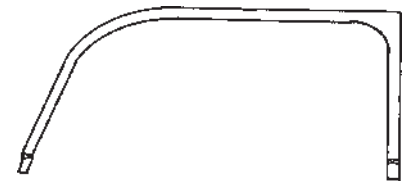
MATCHES HEADLINER MATERIAL. KIT INCLUDES BOTH CORNERS AND STRIP UNDER WINDOW.

1935-39 50-8151968-A SET	75.00
1940-47 01C-8151968-A SET	106.00



**KICK PANEL RETAINER TRIM**  
METAL CHANNEL FITS UNDER DASH AND RETAINS THE CARDBOARD KICK PANEL. WILL FIT OTHER YEARS WITH MINOR ALTERATION.

1937-48 R.H. & L.H. 01A-7002354/5 PAIR	40.00
01A-7002354/5-SS PAIR	50.00



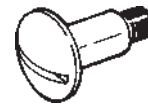
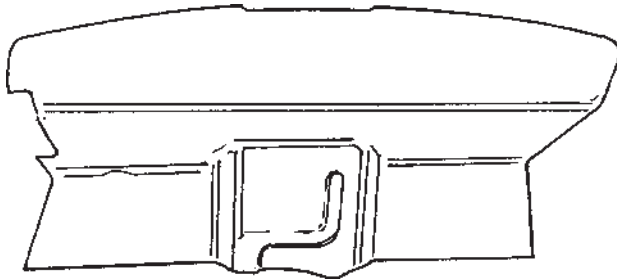
**DOOR WINDOW TRIM PANELS**

**1937-40**  
DIE STAMPED STEEL READY FOR UPHOLSTERY. FIT ABOVE DOOR GARNISH MOLDING.

1937-39, 1940 STANDARD COUPE, SEDAN DELIVERY AND FORDOR FRONT DOORS 91A-7323810/11-B PAIR	INQUIRE
1940 DELUXE COUPE, SEDAN DELIVERY AND FORDOR FRONT DOORS 91A-7323810/11-A PAIR	INQUIRE
<b>CLIPS FOR INSTALLATION</b> 91A-20020-B SET OF 6 (3 SETS REQ.)	4.50

## FIREWALL INSULATOR PANELS

EXACT SHAPE AS ORIGINAL AND READY TO INSTALL. HOLES ARE MARKED



**1932-34 ORIGINAL FIREWALL BOLTS**  
LIMITED SUPPLY  
B-7001670-C EACH

7.50

IF NEEDED. THE TEXTURE IS ORIGINAL TYPE.  
**AVAILABLE IN FIBERGLASS (-FG) OR ABS PLASTIC (-ABS)**  
**ABS PANELS COME WITH INSULATION MATERIAL**

### 1932-48 PASSENGER

<b>1932</b>	
B-700770-FG EACH	117.50
B-700770-ABS EACH	210.00
<b>1933-34</b>	
40-700770-FG EACH	117.50
40-700770-ABS EACH	210.00
<b>1935-36</b>	
48-700770-FG EACH	117.50
48-700770-ABS EACH	210.00
<b>1937-38, 1939 STANDARD</b>	
78-700770-FG EACH	117.50
78-700770-ABS EACH	210.00
<b>1939 DELUXE</b>	
91A-700770-FG EACH	117.50
91A-700770-ABS EACH	210.00
<b>1940</b>	
01A-700770-FG EACH	117.50
01A-700770-ABS EACH	210.00
<b>1941</b>	
11A-700770-FG EACH	117.50
11A-700770-ABS EACH	210.00
<b>1942-48</b>	
21A-700770-FG EACH	117.50
21A-700770-ABS EACH	210.00

1939-40 MERCURY	
99A-700770-FG EACH	117.50

### 1932-47 PICKUP & COMMERCIAL

<b>1932</b>	
B-700770-FG EACH	117.50
B-700770-ABS EACH	210.00
<b>1933-34</b>	
46-700770-FG EACH	117.50
46-700770-ABS EACH	210.00
<b>1935-36</b>	
50-700770-FG EACH	117.50
50-700770-ABS EACH	210.00
<b>1937-39</b>	
77-700770-FG EACH	117.50
77-700770-ABS EACH	210.00
<b>1940-47</b>	
01C-700770-FG EACH	117.50
01C-700770-ABS EACH	210.00



**FIREWALL COVER CLIP**  
GENERALLY REQUIRES 8, BUT CHECK

1935-48 PASSENGER	
1939-40 MERCURY	
1935-47 PICKUP	
48-7001670-C EACH	0.50

## FIREWALL INSULATION MATERIAL

THIS IS THE SAME TYPE JUTE MATERIAL USED ORIGINALLY. EACH IS DIE CUT TO FIT, WITH HOLES PRE-PUNCHED. FITS BETWEEN INSULATION PANEL AND FIREWALL. ABOVE ABS PANELS NO NOT NEED THIS INSULATION MATERIAL.

### 1932-48 PASSENGER

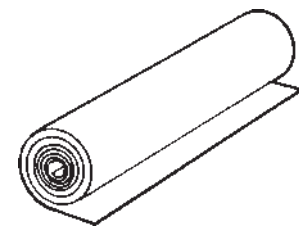
<b>1932</b>	
B-700770-A EACH	37.50
<b>1933-34</b>	
40-700770-A EACH	37.50
<b>1935-36</b>	
48-700770-A EACH	37.50
<b>1937-38, 1939 STANDARD</b>	
78-700770-A EACH	37.50
<b>1939 DELUXE &amp; 1940</b>	
91A-700770-A EACH	37.50
<b>1941</b>	
11A-700770-A EACH	37.50
<b>1942-48</b>	
21A-700770-A EACH	37.50

1939-40 MERCURY	
99A-700770-A EACH	37.50
<b>1932-47 PICKUP &amp; COMMERCIAL</b>	
<b>1932</b>	
B-700770-A EACH	37.50
<b>1933-34</b>	
46-700770-A EACH	37.50
<b>1935-36</b>	
50-700770-A EACH	37.50
<b>1937-39</b>	
77-700770-A EACH	37.50
<b>1940-47</b>	
01C-700770-A EACH	37.50

### BODY INSULATION SHEETING

1932-48  
EXACT PATTERN AS ORIGINAL.  
A TAR-COATED MATERIAL USED FOR INSULATING INNER BODY PANELS.  
REDUCES ROAD NOISE & VIBRATIONS.

3' WIDE X 8' LONG	
B-5010-F30 ROLL 3/32" THICK, EACH	90.00
B-5010-F31 ROLL 1/8" THICK, EACH	100.00
3" WIDE X 8" LONG X 1/16" THICK	
NO PATTERN	
B-5010-F32 ROLL	15.00



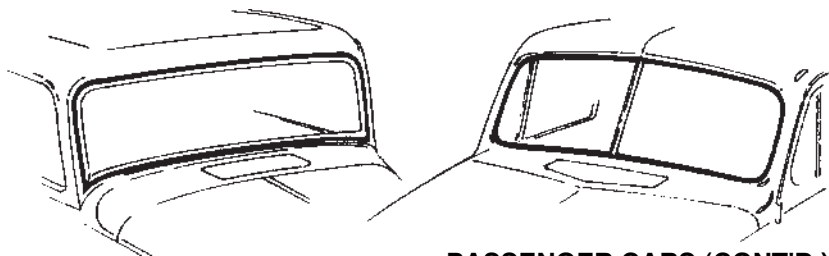
**USE OUR TOLL FREE NUMBER**  
**1-800-532-1932**  
**OR OUR FAX NUMBER**  
**408-866-1934**  
**FOR PLACING YOUR ORDER!**

**FOR INFORMATION PLEASE**  
**CALL**  
**408-378-1935**



# WINDSHIELD RUBBER SEALS

TAILORED FOR A PERFECT FIT, THESE SEALS ARE MADE OF SUPERIOR GRADE RUBBER FOUND IN THE AEROSPACE INDUSTRY. ALL SEAMS ARE HEAT-BONDED UNDER GREAT PRESSURE SO AS TO INSURE LEAK-PROOF SEAMS. 1932-39 CLOSED CARS AND 1932 THRU 1936 OPEN CARS USE THIS SEAL BETWEEN THE WINDSHIELD FRAME AND THE BODY. THEY ALSO REQUIRE GLASS-SETTING TAPE FOR WINDSHIELD FRAME-TO-GLASS SEALING. SEE PAGE 143 FOR GLASS SETTING TAPE.



## PICKUP & COMMERCIAL

1932-34 (NOT BONDED) 46-701290 EACH	25.00
1935-36 50-701290 EACH	30.00
1937-39 78-701290 EACH	50.00
1938-47 CAB OVER - R.H. & L.H. 81W-701290 PAIR	INQUIRE
1940-47 R.H. & L.H. 01A-7003110/11 PAIR	75.00

## PASSENGER CARS

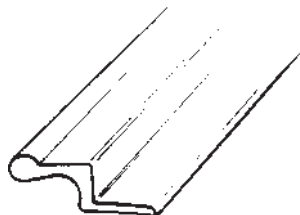
32 CLOSED CAR (EXCEPT 3/W) B-45504 EACH	50.00
1932 3/WINDOW COUPE 40-701290 EACH	50.00

## PASSENGER CARS (CONT'D.)

1932 ROADSTER & PHAETON (NOT BONDED) B-37199 EACH	20.00
1932 CABRIOLET & B-400 (NOT BONDED) B-761290 EACH	INQUIRE
1933-34 CLOSED CAR 40-701290 EACH	50.00
1933-34 ROADSTER & PHAETON (NOT BONDED) 40-711190 EACH	25.00
1933-34 CABRIOLET (NOT BONDED) 40-761290-S EACH BONDED WITH MOUNTING HOLES 40-761290 EACH	40.00 75.00
1935-36 CLOSED CAR 48-701290 EACH	50.00
1935-36 ROADSTER & PHAETON (NOT BONDED) 48-711190 EACH	20.00
1935-36 CABRIOLET, CONV. SEDAN & WAGON (MOLDED IN ONE PIECE) 48-761290 EACH	100.00

## PASSENGER CARS (CONT'D.)

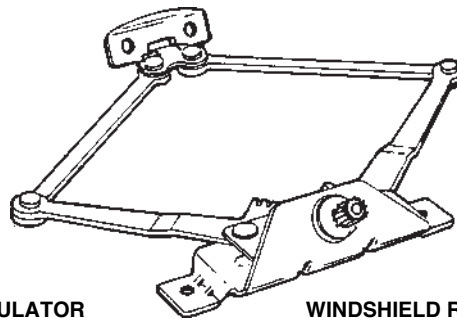
1937-39 CLOSED CAR 78-701290-A EACH	50.00
1937-40 CONVERTIBLE, CABRIOLET, CONV. SEDAN & WAGON 78-741290 EACH	90.00
1940 CLOSED CAR - R.H. & L.H. 01A-7003110/11 PAIR	75.00
1941-48 FORD CLOSED CAR (WITHOUT GROOVE FOR CHROME STRIP) 21A-7003110-A EACH	75.00
1941-48 FORD-MERCURY CLOSED CAR AND WAGON (WITH GROOVE FOR CHROME STRIP) 21A-7003110-B EACH	75.00
1941-48 FORD-MERCURY NO DIVISION 21A-7003110-C EACH	75.00
1941-48 FORD-MERCURY 2 INCH CHOP 21A-7003110-D EACH	75.00
1941-48 FORD-MERCURY CONVERTIBLE (WITH GROOVE FOR CHROME STRIP) 21A-7603110 EACH	75.00
1939-40 MERCURY (ALL) 99A-7003110 EACH	100.00



### WINDSHIELD HINGE SEAL 1932-34 PICKUP

FITS INTO TOP OF WINDSHIELD AND SEALS BETWEEN BODY & HINGE.

B-79550 EACH	10.00
--------------	-------



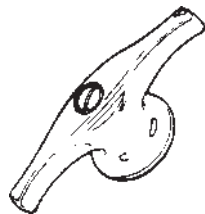
### WINDSHIELD REGULATOR 1933-34 CLOSED CARS \*\*NEW\*\*

40-701325 EACH	85.00
<b>WINDSHIELD REGULATOR</b> 1935-36 CLOSED CARS **REBUILT**	
48-701325 EXCHANGE	\$225.00*
*HAS AN ADDITIONAL CORE CHARGE OF \$100.00	

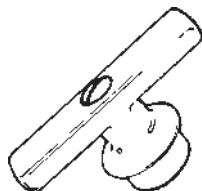
### WINDSHIELD REGULATOR 1937-38 PASSENGER

78-701325 EACH	INQUIRE
<b>WINDSHIELD REGULATOR</b> 1939 PASSENGER	
91A-701325 EXCHANGE	295.00*
*HAS AN ADDITIONAL CORE CHARGE OF \$100.00	

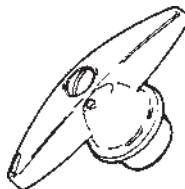
## WINDSHIELD ROLL-OUT HANDLES




**1933-34**  
40-701348 EACH 10.00




**1935**  
48-701347 EACH 11.50



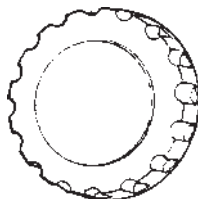
**1936**  
68-701347-A EACH 11.50



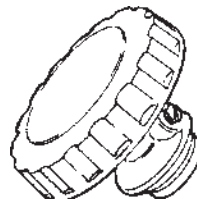
**1937**  
78-701348 EACH 11.50



**1938**  
81A-701348 EACH 11.50

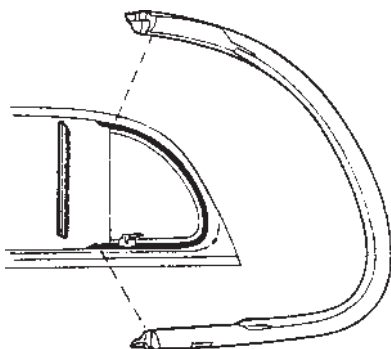


**1939 COVER ONLY**  
91A-7003120 EACH 17.95

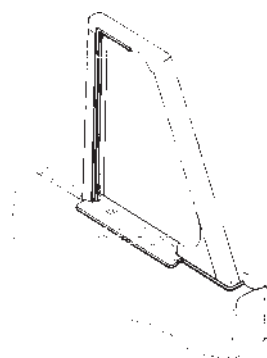


**1939**  
91A-7003120-B EACH 50.00

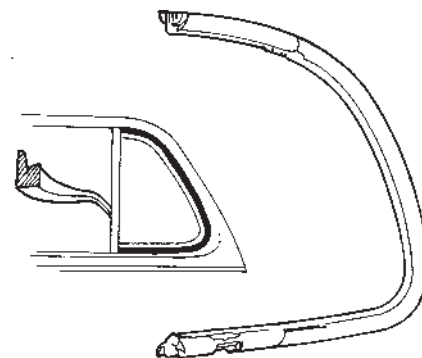
## FRONT VENT WINDOW SEALS



**1940 COUPES, SEDANS & SEDAN DELIVERY**  
INCLUDES R.H. & L.H. VENT SEALS WITH MOUNTING HARDWARE  
01A-7021448/9 PAIR 65.00



**1940 CONVERTIBLE**  
INCLUDES R.H. & L.H. VENT SEALS WITH THE GLASS EDGE SEALS, FRONT FINISH STRIP AND MOUNTING HARDWARE.  
01A-6621448/9 PAIR 75.00

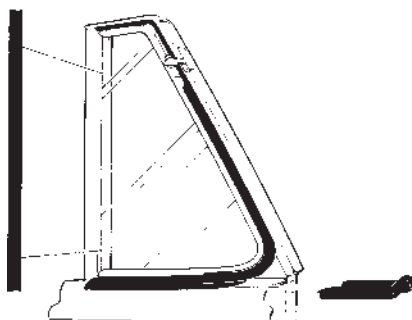


**1941-48 COUPES, SEDANS & WAGON**  
ALSO FITS MERCURY  
INCLUDES R.H. & L.H. VENT SEALS WITH THE GLASS EDGE SEALS AND MOUNTING HARDWARE.  
21A-7021448/9 PAIR 105.00

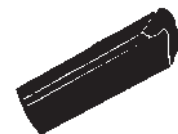
**1940 CLOSED CARS (MOULDED)**  
01A-7021448/9-SPR PAIR 65.00



**1940 CLOSED CAR GLASS EDGE SEAL "WOOLY STRIP"**  
01A-7022296 PAIR 25.00



**1941-48 FORD & MERCURY CONVERTIBLE**  
INCLUDES R.H. & L.H. VENT SEALS WITH THE GLASS EDGE SEALS, FRONT FINISH STRIP AND MOUNTING HARDWARE.  
21A-7621448/9 PAIR 75.00



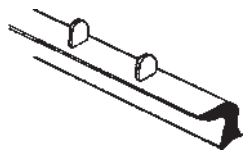
**1941-48 CLOSED CAR EDGE SEAL MOLDED RUBBER/STEEL INSERT**  
1941-42 CLOSED CAR  
11A-7022296 PAIR 25.00  
1946-48 CLOSED CAR  
51A-7022296 PAIR 25.00

# WINDOW SEALS (CONT'D.)

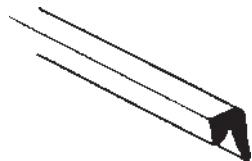
## FRONT VENT WINDOW GLASS EDGE SEAL



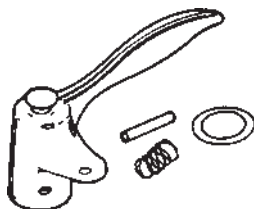
**"L" SHAPED METAL WITH WOOLY NAP**  
 1940 CLOSED CAR  
 01A-7022296 PAIR 25.00  
 1941-42 CLOSED CAR  
 11A-7022296 PAIR 25.00



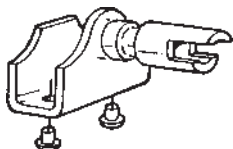
**MOLDED RUBBER WITH STEEL INSERT**  
 1940 CONVERTIBLE  
 01A-7022296-A PAIR 25.00  
 1946-48 CLOSED CAR  
 51A-7022296 PAIR 25.00  
 1941-48 CONVERTIBLE  
 11A-7022296-A PAIR 25.00



**EXTRUDED RUBBER SEAL**  
 1940-48 CONVERTIBLE  
 1946-48 CLOSED CAR  
 NOT CORRECT AS ABOVE TWO TYPES  
 BUT EFFECTIVE AT LESS EXPENSE.  
 01A-7022296-B PAIR INQUIRE



**VENT WINDOW LEVER HANDLES**  
 1940 COUPE, SEDAN & CONVERTIBLE  
 INCLUDES ALL PARTS  
 DIE CAST CHROME  
 01A-7022916/7 SET 55.00



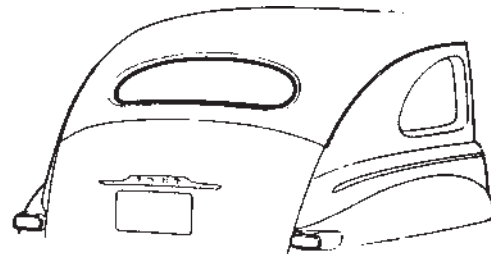
**VENT WINDOW LEVER BRACKET REPAIR KIT** - 1940, 1947-48 FORD & MERURY  
 MOUNTING RIVETS INCLUDED  
 01A-7022938 EACH 18.00

## REAR WINDOW RUBBER SEALS



### PASSENGER CARS

1932-36 PASSENGER (NOT BONDED)  
 B-704220 10 FEET 25.00  
 1937 ALL BODIES, 1938 COUPES &  
 STANDARD SEDANS, 1939-40  
 FORD & MERCURY COUPES  
 78-704220 PAIR 35.00  
 1938 DELUXE SEDANS, 1939-40  
 FORD & MERCURY SEDANS  
 81A-704220 PAIR 35.00  
 1941-48 COUPES: SEDANS WITHOUT  
 GROOVE FOR CHROME STRIP  
 11A-7042084 EACH 45.00  
 1941-48 FORD & MERCURY COUPES:  
 SEDANS WITH GROOVE FOR  
 CHROME STRIPS  
 19A-7042084 EACH 45.00

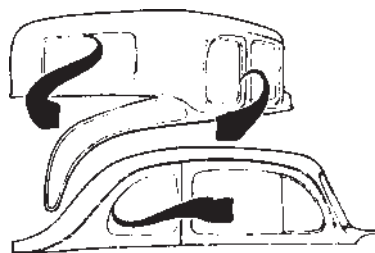


### PICKUP AND COMMERCIAL

1932-39 PICKUP (NOT BONDED)  
 B-704220 10 FEET 25.00  
 1940-47 PICKUP (BONDED ONE  
 PIECE)  
 01C-8142084 EACH 35.00  
 1940-41 SEDAN DELIVERY  
 01A-7842084 EACH 42.00  
 1942-48 SEDAN DELIVERY  
 21A-7842084 EACH 42.00  
 1938-39 PANEL TRUCK  
 81T-7842084 PAIR 42.00  
 1940-47 PANEL TRUCK  
 01C-7842084 PAIR 42.00  
 1938-47 CAB-OVER TRUCK (NOT BONDED)  
 81W-813370 EACH 25.00

## QUARTER WINDOW


## REAR VENT



1932-48 (NOT BONDED)  
 B-704220 10 FEET 25.00  
 1932 5/W COUPE (BONDED)  
 B-704221-S PAIR 30.00  
 1933-34 5/W COUPE (BONDED)  
 40-704221-S PAIR 30.00  
 1935-36 5/W COUPE (BONDED)  
 48-704221-S PAIR 30.00  
 1937-40 COUPE (BONDED)  
 78-704221-S PAIR 30.00

1936 FORDOR, TOURING SEDAN  
 68-735130/1-B PAIR 160.00  
 1937 FORDOR, TOURING & HUMPBACK  
 78-773540-A PAIR (POP OUT) INQUIRE  
 1937 COUPE  
 78-773540-B PAIR INQUIRE  
 1938-40 FORDOR SEDAN  
 81A-735130/1 PAIR 100.00  
 1941-46 EARLY CLUB COUPE  
 19A-7229904/5-B PAIR 100.00  
 1946 LATE-48 CLUB COUPE  
 51A-7229904/5-A PAIR 100.00  
 1941-48 FORDOR SEDAN  
 51-773540-S PAIR INQUIRE


### TRUNK & RUMBLE LID SEALS



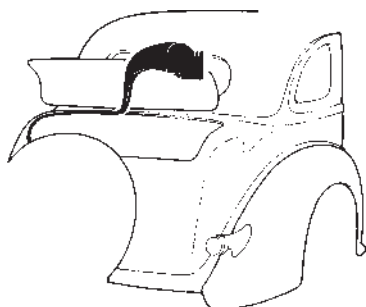
1932-34 COUPES, ROADSTER  
AND CABRIOLET  
TRUNK OR RUMBLE SEAL  
40-713540 EACH 25.00



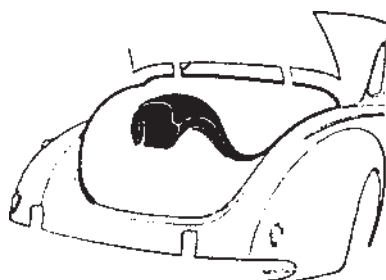
1935-36 ALL COUPES  
TRUNK SEAL  
48-713540 EACH 25.00



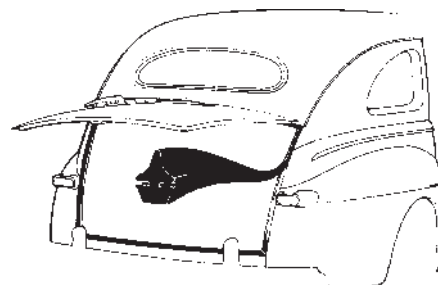
1935-39 COUPES, ROADSTER,  
CABRIOLET & CONVERTIBLE COUPE  
RUMBLE SEAL  
48-713540-A EACH 25.00



1935-36 TUDOR & FORDOR  
HUMPBACK SEDAN  
TRUNK SEAL  
48-706860 EACH 25.00



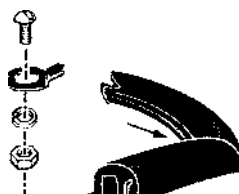
1937-40 COUPES, SEDANS & CONVERT-  
IBLE. 1941-48 COUPE & CONVERTIBLE  
TRUNK SEAL  
78-713540 EACH 30.00



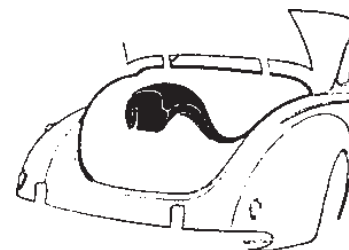
1941-48 TUDOR & FORDOR SEDANS  
TRUNK SEAL  
21A-7043720 EACH 50.00



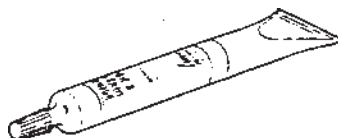
**DECK AND RUMBLE BUMPERS**  
1932-34  
B-41518 PAIR 4.00



**TRUNK SEAL CLIP KIT**  
1941-48 COUPE & CONVERTIBLE  
11A-7244817-HK KIT 6.00



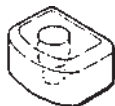
**TRUNK BUMPERS**  
1940 COUPE & CONVERTIBLE  
01A-7243800 PAIR 5.00



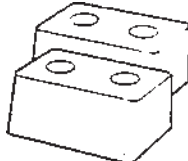
**WEATHERSTRIP GLUE - BLACK**  
3M-08008 5 FL. OZ. 10.00

**TRUNK SEALS WITH BONDED CORNERS**

1937 COUPE, TUDOR, FORDOR  
HUMPBACK OR FLATBACK  
78-713540-A EACH 50.00



**TRUNK LID BUMPERS**  
1941-48 COUPE & CONVERTIBLE  
11A-7243800-A PAIR 5.00



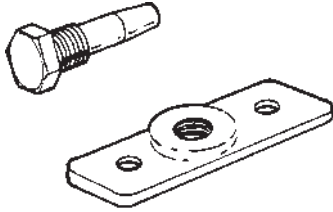
**RUMBLE LID BUMPER - FASTENS TO**  
RUMBLE LID STOP BRACKETS  
1932-39  
RIVETS INCLUDED  
B-41484 PAIR 5.00

1939-40 COUPE  
91A-713540 EACH 50.00

1940 CONVERTIBLE  
01A-713540 EACH 50.00

1941-48 COUPES & CONVERTIBLES  
11A-713540 EACH 50.00

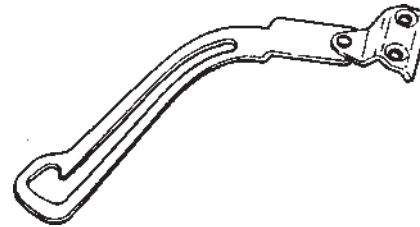
# TRUNK LID



## DECK LID HINGES

1932 5-WINDOW COUPE AND ROADSTER  
KIT INCLUDES 2 BRACKETS,  
2 BOLTS & 4 MOUNTING SCREWS  
B-41512-AS KIT

25.00



## TRUNK LID SUPPORT ARMS

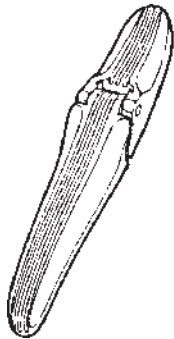
FOR TRUNKS ONLY.  
DIE STAMPED STEEL AND PAINTED  
BLACK.

1932 COUPE & ROADSTER A-41530 EACH	25.00
B-41530-S STAINLESS EACH	48.50
1933-34 COUPE & ROADSTER 40-727690 EACH	40.00
40-727690-S STAINLESS EACH	48.50
1935-36 COUPE & ROADSTER 48-727690 EACH	25.00
48-727690-S STAINLESS EACH	48.50

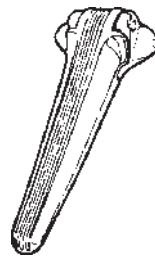


## TRUNK ARM & SPRING SUPPORTS

1939-40 COUPE, 1940 CONVERTIBLE 91A-7744200/1 PAIR	145.00
1941-48 COUPE & CONVERTIBLE 11A-7744200/1 PAIR	145.00



48-706850/1

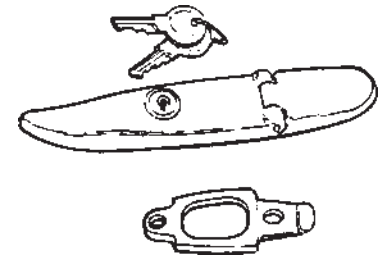


## TRUNK LID HINGES

1935-36 TUDOR & FORDOR SEDANS  
ALSO USED ON MULLINS TRAILERS  
BEAUTIFULLY DIE CAST & CHROMED  
48-706850/1 PAIR

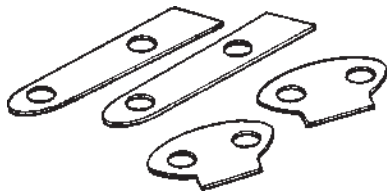
95.00

1937 HUMPBACK 78-706850/1-A PAIR	150.00
1937 FLATBACK 78-706850/1-B PAIR	150.00



## HINGE LOCKS & LOCK PLATES

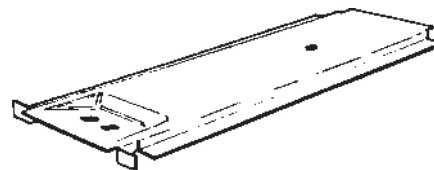
1935-36 TUDOR & FORDOR SEDANS  
ALSO USED ON MULLINS TRAILERS  
BEAUTIFULLY DIE CAST & CHROMED  
48-706902 & 48-706904 SET (2 EACH) 220.00



## 1935-38 TRUNK HINGE PADS

DIE CUT GASKET PAPER AS ORIGINAL

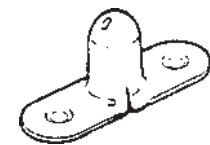
1935-36 SEDANS 48-7042707 PAIR	7.00
1937 HUMPBACK SEDANS 78-7042707-A PAIR	7.00
1937 FLATBACK SEDANS 78-7042707-B PAIR	7.00
1937-38 PHAETON & CONVERTIBLE SEDAN 78-748258-S PAIR	7.00



## DECK LID STRIKER SUPPORT

1938-40 TUDOR, FORDOR SEDANS  
01A-41363-A EACH

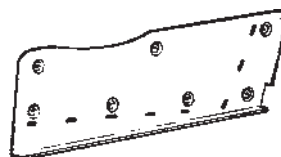
50.00



## SEAT SPRING LOCATING PIN

1928-48 ALL  
B-705001 PAIR

8.00



## SEAT FRAME SUPPORTS

1932 3/W COUPE  
1933-34 COUPE & ROADSTER  
40-705000-EP PAIR

INQUIRE

# DOOR HANDLES AND WINDOW CRANKS

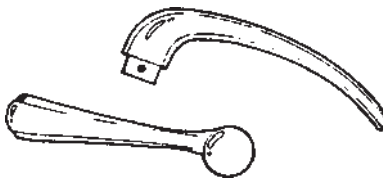
EACH HANDLE HAS BEEN DETAILED TO ORIGINAL SPECIFICATIONS



**1932 CLOSED CAR**

DOOR HANDLE  
CHROME PLATED  
B-702400 EACH 15.00

WINDOW CRANK  
ALL CHROME PLATED  
B-702780 EACH 15.00

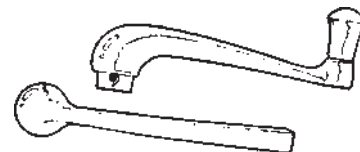


**1933-34 CLOSED CAR**

DOOR HANDLE  
CHROME PLATED  
40-702400 EACH 15.00

WINDOW CRANK  
ALL CHROME PLATED  
40-702780 EACH 15.00

WINDOW CRANK DELUXE, CHROME  
PLATED WITH CHOCOLATE COLORED  
CRANK KNOB  
40-702780-CC EACH 20.00

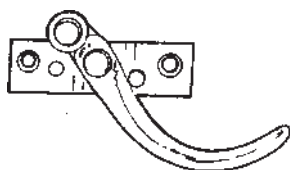


**1935 CLOSED CAR**

DOOR HANDLE  
CHROME PLATED  
48-702400 EACH 10.00

WINDOW CRANK  
ALL CHROME PLATED  
48-702780 EACH 15.00

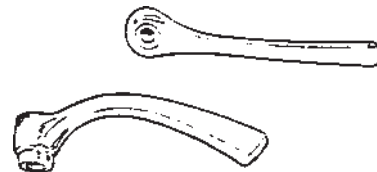
WINDOW CRANK DELUXE, PAINTED DARK  
GREY WITH  
LIGHT GREY CRANK KNOB  
48-702780-G EACH 20.00




**1932 ROADSTER & PHAETON**  
DOOR HANDLES, R.H. & L.H., CHROME  
SOLD IN PAIRS ONLY  
18-702400-A PAIR 50.00



**1933-34 ROADSTER & PHAETON**  
1932-39 PANEL DELIVERY  
1932-34 STATION WAGON  
DOOR HANDLE, R.H. OR L.H.  
DELIVERY REAR DOOR CHROME  
A-702400-C EACH 10.00



**1935 ROADSTER, PHAETON**  
& STATION WAGON  
DOOR HANDLES, DULL BRUSHED  
CHROME AS ORIGINAL  
48-711952-B PAIR 25.00



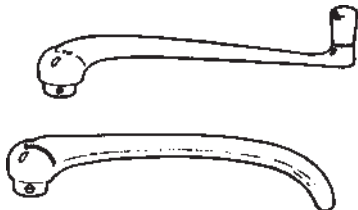

**OPEN CAR DOOR HANDLE CONTROL**  
RODS - 1932  
18-702401-R PAIR 10.00



**1936 ROADSTER, PHAETON**  
& STATION WAGON  
DOOR HANDLES, CHROME PLATED  
68-711952-B PAIR 25.00

# DOOR HANDLES/ WINDOW CRANKS

(CONT'D.)



**1936 CLOSED CAR**

DOOR HANDLE  
68-702400 EACH 10.00

WINDOW CRANK ALL CHROME  
68-702780 EACH 15.00

WINDOW CRANK (EARLY) DELUXE,  
PAINTED DARK GREY WITH LIGHT GREY  
CRANK KNOB  
68-702780-G EACH 20.00

WINDOW CRANK (LATE) DELUXE, PAINTED  
DARK BROWN WITH MAHOGANY CRANK  
KNOB  
68-702780-M EACH 20.00

**1938**

DOOR HANDLE  
81A-702400 EACH 10.00

WINDOW CRANK ALL CHROME  
81A-702780 EACH 15.00

WINDOW CRANK STANDARD, CHROME  
PLATED WITH IVORY COLORED CRANK  
KNOB  
81A-702780-A EACH 20.00


WINDOW CRANK DELUXE, BROWN  
PLASTIC DIPPED WITH IVORY COLORED  
CRANK KNOB  
81A-702780-B EACH 20.00

**1940 DELUXE**

DOOR HANDLE  
01A-702400 EACH 10.00

WINDOW CRANK ALL CHROME  
01A-702780 EACH 15.00

WINDOW CRANK DELUXE, BROWN  
PLASTIC DIPPED WITH SAND COLORED  
CRANK KNOB  
01A-702780-B EACH 20.00



**1939 / 1940 STANDARD**

DOOR HANDLE  
91A-702400 EACH 10.00

1939-40 STD WINDOW CRANK ALL  
CHROME  
91A-702780 EACH 15.00

1939 STD WINDOW CRANK, CHROME  
PLATED WITH LIGHT YELLOW CRANK  
KNOB  
91A-702780-A EACH 20.00

1939 DELUXE WINDOW CRANK, BROWN  
PLASTIC DIPPED, LIGHT YELLOW CRANK  
KNOB 91A-702780-B EACH 20.00

1940 STD WINDOW CRANK, CHROME  
PLATED WITH SAND CRANK KNOB  
01A-702780-A EACH 20.00

**1941-48**

DOOR HANDLE  
11A-702400 EACH 10.00

1941-48 WINDOW CRANK ALL CHROME  
11A-702780-D EACH 15.00

1941 WINDOW CRANK CHROME WITH TAN  
KNOB  
11A-702780 EACH 20.00

1942 SPECIAL, WINDOW CRANK CHROME  
WITH MAROON KNOB  
21A-702780-A EACH 20.00

1942 DLX & SUPER DLX WINDOW CRANK  
CHROME WITH BUTTERSCOTCH KNOB  
21A-702780-B EACH 20.00

1946 DLX WINDOW CRANK CHROME WITH  
CHOCOLATE KNOB  
51A-702780-A EACH 20.00

1946 SUPER DLX WINDOW CRANK  
CHROME WITH BLUE-GRAY KNOB  
51A-702780-B EACH 20.00

1946 CONV, STA WAGON, & SPORTSMAN  
1947-48 ALL BODY STYLES WINDOW  
CRANK CHROME WITH GRAY-TAN KNOB  
51A-702780-C EACH 20.00

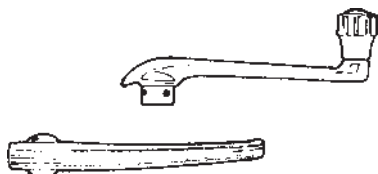
**1937**

DOOR HANDLE  
78-702400 EACH 10.00

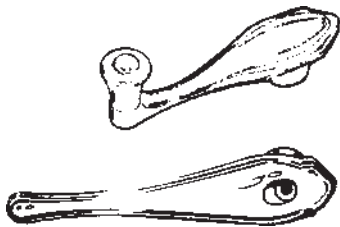
WINDOW CRANK ALL CHROME  
78-702780 EACH 15.00

WINDOW CRANK STANDARD, CHROME  
PLATED WITH LIGHT BROWN CRANK  
KNOB. 78-702780-A EACH 20.00

WINDOW CRANK DELUXE, BROWN  
PLASTIC DIPPED, YELLOWISH BROWN  
CRANK KNOB  
78-702780-B EACH 20.00



**PICKUP & VENT HANDLES AND CRANKS**

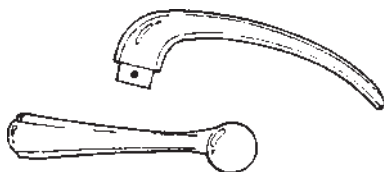


**1932-34 PICKUP & PANEL**

DOOR HANDLE  
46-702400 EACH 15.00

WINDOW CRANK  
46-702780 EACH 15.00

ALL CHROME PLATED WITH CHROME  
CRANK KNOB.

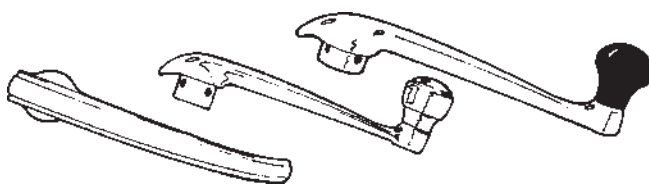


**1935-37 PICKUP**

DOOR HANDLE  
40-702400 EACH 15.00

WINDOW CRANK  
40-702780 EACH 15.00

ALL CHROME PLATED WITH CHROME  
CRANK KNOB



**1938-47 PICKUP**

DOOR HANDLE  
81A-702400 EACH 10.00

WINDOW CRANK (1938-40)  
81A-702780 EACH 15.00

WINDOW CRANK (1941-47)  
11C-8123342-C EACH 15.00

1938-40: CHROME PLATED WITH CHROME  
CRANK KNOB.

1941-47: CHROME PLATED WITH BLACK  
CRANK KNOB.



**VENT WINDOW CRANK HANDLE KITS**  
INCLUDE 2 CHROME PLATED CRANK  
HANDLES & 2 ESCUTCHEONS

**1941-48**

1941 ALL BODIES (EXCEPT STATION  
WAGON), TAN  
11A-7023410-K KIT 50.00

1941 STATION WAGON, TAN  
11A-7023410-KW KIT 50.00

1942 DELUXE AND SUPER DELUXE  
(EXCEPT STATION WAGON) BUTTER-  
SCOTCH  
21A-7023410-BK KIT 50.00

1942 STATION WAGON, BUTTERSCOTCH  
21A-7023410-BKW KIT 50.00

1946 SUPER DELUXE, BLUE-GRAY  
51A-7023410-BK KIT 50.00

1946 CONVERTIBLE AND SPORTSMAN,  
1947-48 ALL BODIES EXCEPT STATION  
WAGON, GRAY-TAN  
51A-7023410-CK KIT 50.00

1946-48 STATION WAGON, GRAY-TAN  
51A-7023410-CKW KIT 50.00

1941-48 STREET ROD EXCEPT  
STATION WAGON; CHROME KNOB/  
STAINLESS STEEL ESCUTCHEON  
11A-7023410-DK KIT 50.00

1941-48 STREET ROD, STATION  
WAGON; CHROME KNOB/  
STAINLESS STEEL ESCUTCHEON  
11A-7023410-DKW KIT 50.00



**DOOR HANDLE & WINDOW CRANK  
FASTENING PINS**

1932-48 EXCEPT 40 DELUXE  
A-46250-P PKG OF 10 5.00

1940 DELUXE  
01A-46250-P PKG OF 10 5.00



**ROLL-DOWN REAR WINDOW  
REGULATOR HANDLE**

1933-34 COUPE & FORDOR  
40-724470 EACH 15.00

**ESCUTCHEON**  
40-48139-AC EACH 5.00



**CONVERTIBLE QUARTER WINDOW KITS**  
INCLUDE 2 CRANKS & 2 ESCUTCHEONS  
**1942-48**

1942 - BUTTERSCOTCH  
21A-7923410-BK KIT 50.00

1946-48 - GREY-TAN  
51A-7923410-CK KIT 50.00

1941-48 STREET ROD - STAINLESS STEEL  
11A-7923410-DK KIT 50.00

**ESCUTCHEONS AS ORIGINAL WITH  
COLORED PLASTIC & SPRING LOADED  
STAINLESS STEEL CENTERS. STREET  
ROD - ALL STAINLESS STEEL.**

**USE OUR TOLL FREE NUMBER**

**1-800-532-1932**

**OR OUR FAX NUMBER**

**408-866-1934**

**FOR PLACING YOUR ORDER!**

**FOR INFORMATION PLEASE**

**CALL**

**408-378-1935**



# WINDOW CRANK KNOBS



**DOOR PANEL SPRING**

1932-48

B-7022624-A EACH

1.00



**VENT WINDOW ESCUTCHEON  
CORRECT, MADE OF PLASTIC**

1941, TAN

11A-7023404 EACH

5.00

1942, MAROON

21A-7023404-A EACH

5.00

1942, BUTTERSCOTCH

21A-7023404-B EACH

5.00

1946, CHOCOLATE

51A-7023404-A EACH

5.00

1946, BLUE GRAY

51A-7023404-B EACH

5.00

1946, GRAY-TAN

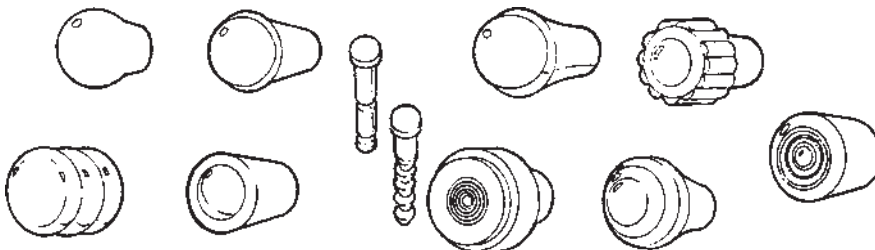
51A-7023404-C EACH

5.00

1947-48, GRAY-TAN

51A-7023404-C EACH

5.00



1932-34, BROWNISH MARBLE

B-7023345 EACH

5.50

1940 DELUXE, SAND

01A-7023345-B EACH

5.50

1935 DELUXE, IVORY PLASTIC

48-7023345-A EACH

5.50

1941, TAN

11A-7023345 EACH

5.50

1935 DELUXE, TAUPE

48-7023345-B EACH

5.50

1942, MAROON

21A-7023345-A EACH

5.50

1936 DELUXE, LIGHT GREY

68-7023345-B EACH

5.50

1942, BUTTERSCOTCH

21A-7023345-B EACH

5.50

1936 BROWN WITH GREY MARBLE

68-7023345-C EACH

5.50

1946, CHOCOLATE

51A-7023345-A EACH

5.50

1937 STANDARD, LIGHT BROWN

78-7023345-A EACH

5.50

1946, BLUE GREY

51A-7023345-B EACH

5.50

1937 DELUXE, YELLOWISH BROWN

78-7023345-B EACH

5.50

1946-48, GRAY-TAN

51A-7023345-C EACH

5.50

1938 DELUXE, IVORY

81A-7023345 EACH

5.50

1939 MERCURY, PINKISH TAN

99A-7023345 EACH

5.50

1939 DELUXE & STD., LIGHT YELLOW

91A-7023345 EACH

5.50

1940 MERCURY, DARK BLUE

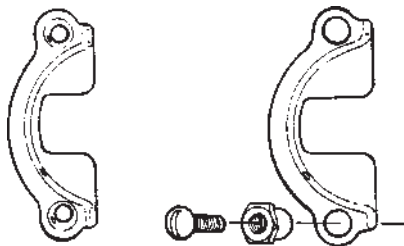
09A-7023345 EACH

5.50

1940 STANDARD, SAND

01A-7023345-A EACH

5.50



**DOOR LOCK ESCUTCHEON**

1935-40

1935-36 ROADSTER & PHAETON

68-7622012 EACH

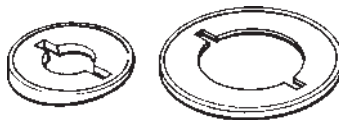
20.00

1937-40 ALL OPEN CARS

INCLUDES 2 SLEEVE NUTS &  
2 SCREWS.

78-7622012/3 PAIR

30.00



**1941-48 STATION WAGON INSIDE DOOR  
ESCUTCHEON PAD KIT**

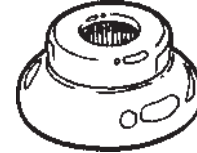
KIT INCLUDES 6 DOOR & WINDOW CRANK  
ESCUTCHEON PADS & 2 VENT CRANK  
ESCUTCHEON PADS.

11A-7923465-K KIT

26.50

**USE OUR 800 NUMBER OR  
FAX NUMBER FOR  
PLACING YOUR ORDER!**

## INSIDE DOOR HANDLE & WINDOW CRANK ESCUTCHEONS



1932 CLOSED CAR, CHROME PLATED  
B-48139-AC EACH 5.00  
1932 ROADSTER & PHAETON  
INCLUDES BACKING PLATE  
CHROME PLATED  
B-48139-AS EACH 30.00

1933-34 CLOSED CAR, CHROME  
40-48139-AC EACH 5.00  
1933-34 ROADSTER & PHAETON  
CHROME  
40-48139-BC EACH 5.00

1935-36 STD. CLOSED CAR, CHROME  
48-48139-AC EACH 5.00  
1935 DELUXE CLOSED CAR,  
GRAY PLASTIC  
48-7022618-B EACH 5.00  
1936 DELUXE CLOSED CAR  
GRAY PLASTIC  
68-7022618-B EACH 5.00  
1936 DELUXE CLOSED CAR  
REDDISH BROWN PLASTIC  
68-7022618-C EACH 5.00  
1935-36 ROADSTER & PHAETON  
CHROME PLATED  
68-48139-BC EACH 5.00

1937 STANDARD LIGHT BROWN  
78-7022618-A EACH 5.00  
1937 DELUXE, YELLOWISH-BROWN  
78-7022618-B EACH 5.00

1938 DELUXE & STANDARD, IVORY  
PLASTIC  
78-7022618-A EACH 5.00

1939 DELUXE & STANDARD, LIGHT  
YELLOW PLASTIC  
91A-7022618 EACH 5.00

1940 STANDARD, SAND PLASTIC  
01A-7022618-A EACH 5.00  
1940 DELUXE, SAND PLASTIC  
01A-7022618-B EACH 5.00

1941, TAN PLASTIC, METAL CENTER  
11A-7022618 EACH 10.00

1942, MAROON PLASTIC, METAL  
CENTER  
21A-7022618-A EACH 10.00  
1942, BUTTERSCOTCH PLASTIC,  
METAL CENTER  
21A-7022618-B EACH 10.00

1946, CHOCOLATE PLASTIC, METAL  
CENTER  
51A-7022618-A EACH 10.00  
1946, BLUE-GRAY PLASTIC, METAL  
CENTER  
51A-7022618-B EACH 10.00  
1946-48, GRAY-TAN PLASTIC,  
METAL CENTER  
51A-7022618-C EACH 10.00

1932-48 UNIVERSAL, CHROME PLATED  
B-7022618-U EACH 7.50

1939 MERCURY, PINK PLASTIC  
99A-7022618 EACH 5.00  
1940 MERCURY, DARK BLUE PLASTIC  
09A-7022618 EACH 5.00

1932-34 PICKUP, CHROME PLATED  
46-48139-AC EACH 5.00

1935-37 PICKUP, CHROME PLATED  
48-48139-AC EACH 5.00

1938-47 PICKUP, STAINLESS STEEL,  
SPRING LOADED  
91C-8122618 EACH 10.00



### 1937-48 STAINLESS STEEL ESCUTCHEON

HIGHLY POLISHED STREET ROD VERSION  
INSIDE DOOR HANDLE, WINDOW CRANK,  
AND CONVERTIBLE QUARTER WINDOW

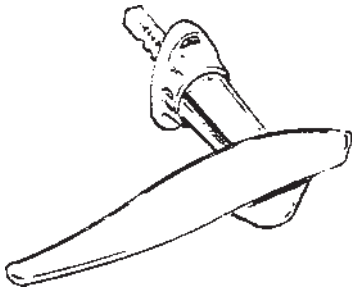
1937 STANDARD & DELUXE  
78-7022618-D EACH 5.00

1938-39 STANDARD & DELUXE  
81A-7022618-D EACH 5.00

1940 DELUXE  
01A-7022618-D EACH 10.00

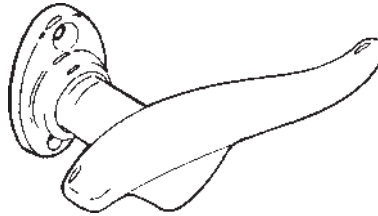
1941-48 SPRING LOADED, 2 PIECE  
11A-7022618-D EACH 15.00

# OUTSIDE DOOR HANDLES



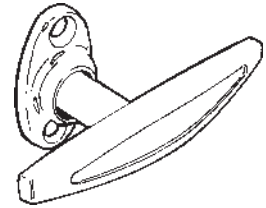
**1932 CLOSED CAR EXCEPT 3-WINDOW, COUPE & CABRIOLET**

CHROME PLATED  
 B-702350 R.H. EACH 30.00  
 B-702351 L.H. EACH 30.00  
 LOCKING HANDLES (BOTH SIDES)  
 B-702350/1-L PAIR 80.00  
 STAINLESS STEEL  
 B-702350/1 PAIR 95.00



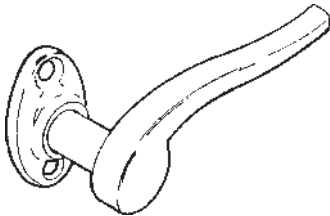
**1932 3-WINDOW COUPE & CABRIOLET 1933-34 CLOSED CAR & CABRIOLET**

CHROME PLATED  
 40-702350 R.H. EACH 30.00  
 40-702351 L.H. EACH 30.00  
 LOCKING HANDLES  
 40-702350/1-L PAIR 75.00  
 STAINLESS STEEL  
 40-702350/1 PAIR 95.00



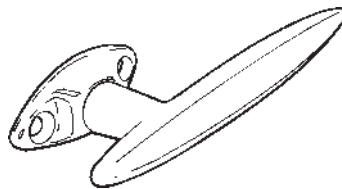
**1932-33 ROADSTER & PHAETON**

DIE CAST & CHROME PLATED  
 A-702350-O EACH 30.00  
 DIE STAMPED, POLISHED  
 STAINLESS STEEL  
 B-702350-SS EACH 37.50




**1934 ROADSTER & PHAETON**

40-702350/1-B PAIR INQUIRE



**1935**

48-702350 EACH 30.00



**1936 STANDARD**

68-702350-A EACH 30.00



**1936 DELUXE**

68-702350-B EACH 30.00



**1937**

78-702350 EACH 30.00



**1938 STANDARD**

81A-702350-A EACH 30.00



**1938 DELUXE**

81A-702350-B EACH 30.00



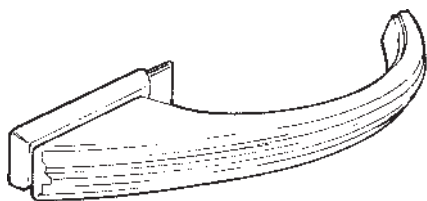
**1939**

91A-702350 EACH 30.00



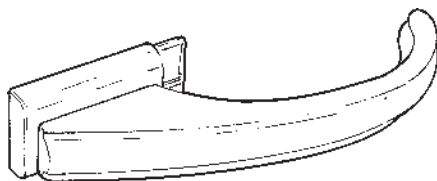
**1940**

01A-702350 EACH 35.00  
**CONVERTIBLE**  
 01A-702350-A EACH 35.00



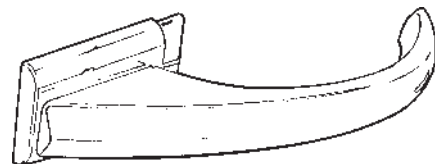
**1941**  
11A-702350 EACH

30.00



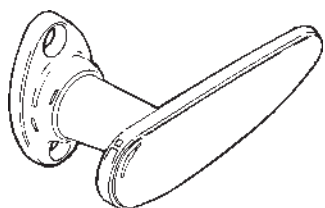
**1946 & EARLY 47**  
51A-702350 EACH

30.00



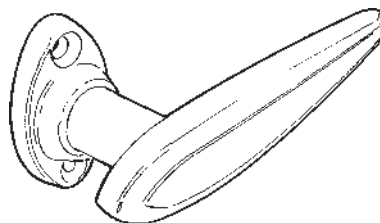
**LATE 1947 & 48**  
6A-702350 EACH

30.00



**1932-34 PICKUP**  
46-702350-P EACH

30.00



**1935-36 PICKUP**  
50-702350 EACH

30.00



**1937 PICKUP**  
68-702350-B EACH

30.00



**1938-47 PICKUP**  
81A-702350-A EACH

30.00

**OUTSIDE DOOR HANDLE PADS**

**RUBBER**



- 1932-34 CLOSED CAR & 32-36 PICKUP**  
B-46212 PAIR 6.00
- 1932-34 ROADSTER & PHAETON**  
B-35630 PAIR 6.00
- 1935-37 CLOSED CAR & 37-47 PICKUP**  
48-702356 PAIR 6.00

- 1938-39**  
81A-7022428 PAIR 6.00
- 1939-40 CLOSED CAR**  
99A-7022428 PAIR 6.00
- 1940 CONVERTIBLE**  
01A-6622428 PAIR 6.00

**PAPER**



- 1932-34 PASSENGER, 32-36 PICKUP**  
B-7022428-P PAIR 6.00
- 1932 ROADSTER & PHAETON**  
B-7622428-P PAIR 6.00
- 1935-37 PASSENGER, 37-47 PICKUP**  
48-7022428-P PAIR 6.00
- 1938-39 PASSENGER**  
81A-7022428-P PAIR 6.00

CALL: 1-800-532-1932

COMING SOON !!!- TRY OUR  
WEBSITE AT: [allfordparts.com](http://allfordparts.com)  
E-mail: [allford@jps.net](mailto:allford@jps.net)



**ALL FORD PARTS**  
1600 DELL AVENUE, SUITE A, CAMPBELL, CALIFORNIA 95008  
408-378-1935 • 1-800-532-1932 • FAX: 408-866-1934